

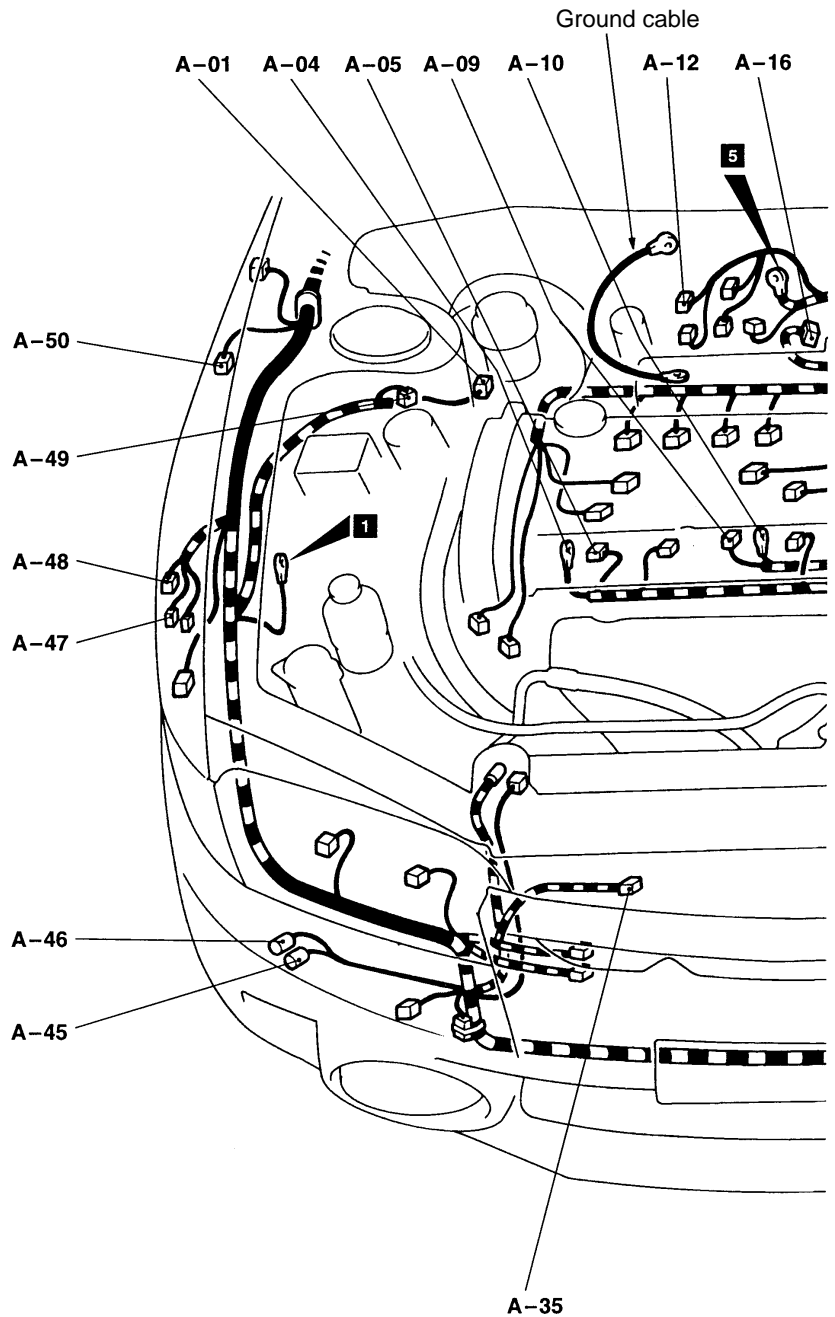
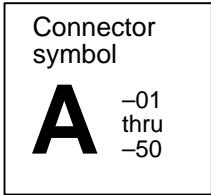
ELECTRICAL WIRING (EVOLUTION-V)

CONTENTS

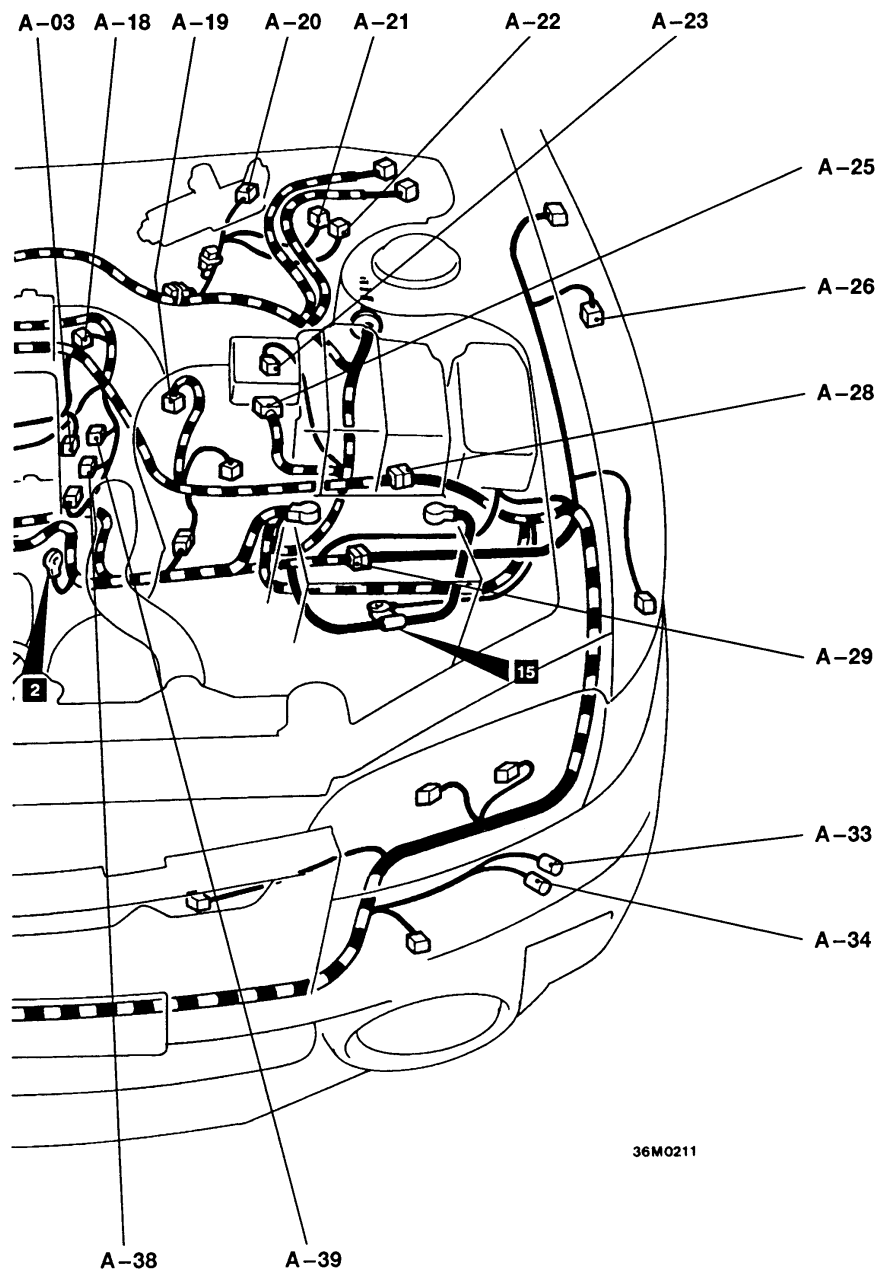
| | | | |
|--|----|---|----|
| WIRING HARNESS CONFIGURATION DIAGRAMS | 2 | ROOM LAMP AND LUGGAGE COMPARTMENT LAMP | 36 |
| ENGINE COMPARTMENT | 2 | TURN-SIGNAL LAMP AND HAZARD LAMP | 38 |
| DASH PANEL | 6 | STOP LAMP | 41 |
| FLOOR, ROOF, AND SEAT | 10 | BACK-UP LAMP | 42 |
| LUGGAGE COMPARTMENT | 12 | OIL PRESSURE WARNING LAMP | 43 |
| SINGLE PART INSTALLATION POSITION | 13 | CENTRAL DOOR LOCKING SYSTEM <VEHICLES WITH KEYLESS ENTRY SYSTEM> | 44 |
| RELAY | 13 | HEATER AND MANUAL AIR CONDITIONER | 48 |
| ECU | 14 | FULLY AUTOMATIC AIR CONDITIONER | 54 |
| SENSOR | 14 | WINDSHIELD WIPER AND WASHER <INTERMITTENT WIPER> | 61 |
| SOLENOID VALVE | 16 | REAR WIPER AND WASHER | 62 |
| CHECK CONNECTOR AND SPARE CONNECTOR | 17 | DEFOGGER AND DOOR MIRROR HEATER <VEHICLES WITHOUT FULLY AUTOMATIC AIR CONDITIONER> | 64 |
| FUSIBLE LINK AND FUSE | 17 | DEFOGGER AND DOOR MIRROR HEATER <VEHICLES WITH FULLY AUTOMATIC AIR CONDITIONER> | 66 |
| GROUND CABLE | 18 | SPARE CONNECTOR FOR RADIO | 68 |
| GROUND | 18 | RADIO <4-SPEAKER, 6-SPEAKER> | 70 |
| CIRCUIT DIAGRAM | 19 | ANTI-LOCK BRAKE SYSTEM (ABS) | 74 |
| CENTRALIZED JUNCTION | 19 | ACTIVE YAW CONTROL SYSTEM (AYC) | 80 |
| POWER DISTRIBUTION SYSTEM | 20 | INTERCOOLER WATER SPRAY SYSTEM | 86 |
| STARTING SYSTEM | 25 | | |
| IGNITION SYSTEM | 26 | | |
| CHARGING SYSTEM | 27 | | |
| ENGINE CONTROL SYSTEM | 28 | | |
| COOLING SYSTEM | 34 | | |

WIRING HARNESS CONFIGURATION DIAGRAMS

ENGINE COMPARTMENT

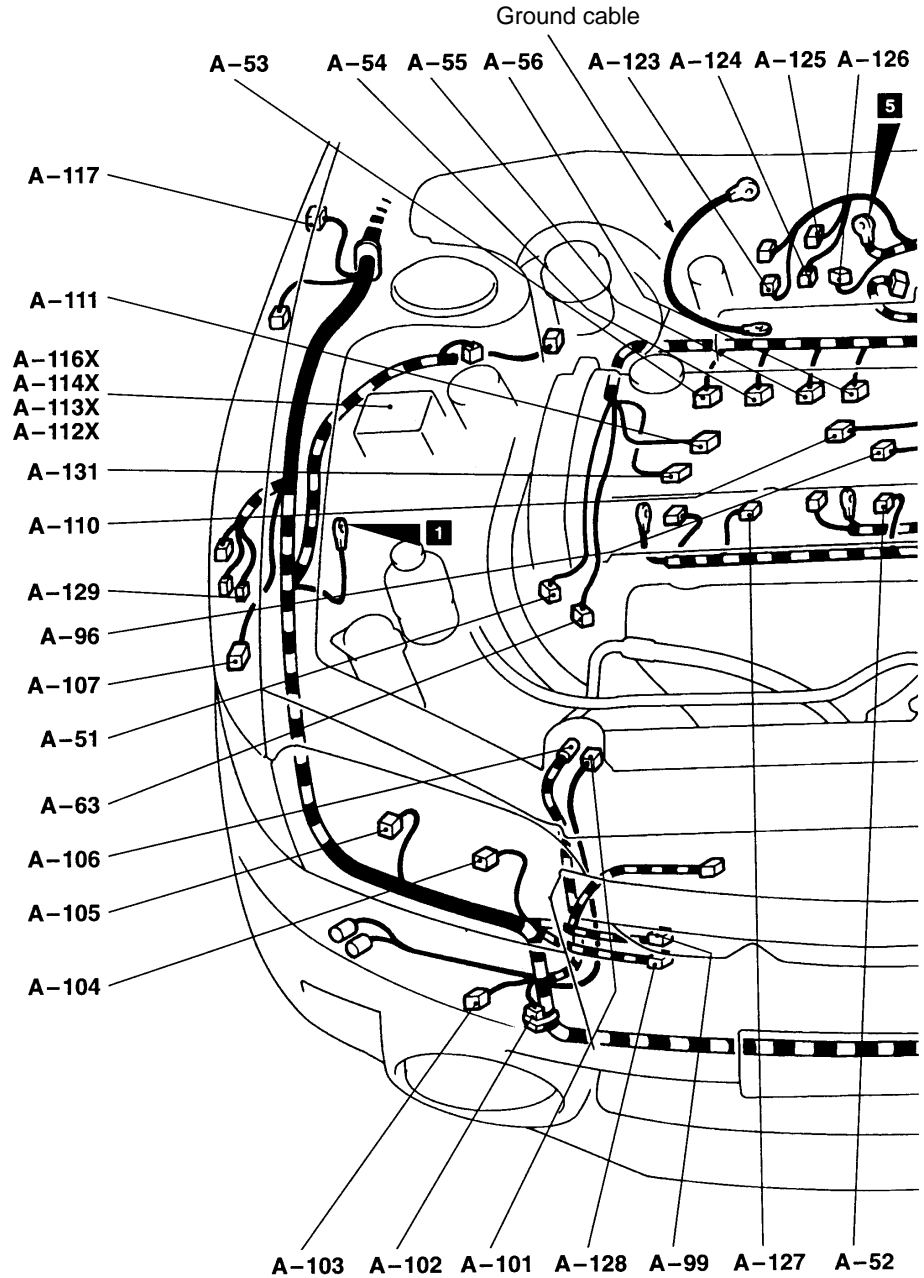
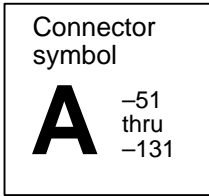


- | | | | |
|-------------|------------------------------|------------|---|
| A-01 (2-B) | Brake fluid level switch | A-20 (4-B) | Windshield wiper motor |
| A-03 (1-B) | Noise condenser | A-21 (8-B) | Hydraulic unit <vehicles with ABS> |
| A-04 (1) | Alternator | A-22 (2-B) | Hydraulic unit <vehicles with ABS> |
| A-05 (4-GR) | Alternator | A-23 (2-B) | Waste gate solenoid valve |
| A-09 (1-B) | Starter | A-25 (7-B) | Air flow sensor |
| A-10 (1) | Starter | A-26 (2-B) | Front speed sensor (LH) <vehicles with ABS> |
| A-12 (2-B) | Fuel pressure solenoid valve | A-28 (8-B) | Control harness and front harness combination |
| A-16 (4-B) | Throttle position sensor | | |
| A-18 (6-B) | Idle speed control servo | | |
| A-19 (3-B) | Vehicle speed sensor | | |



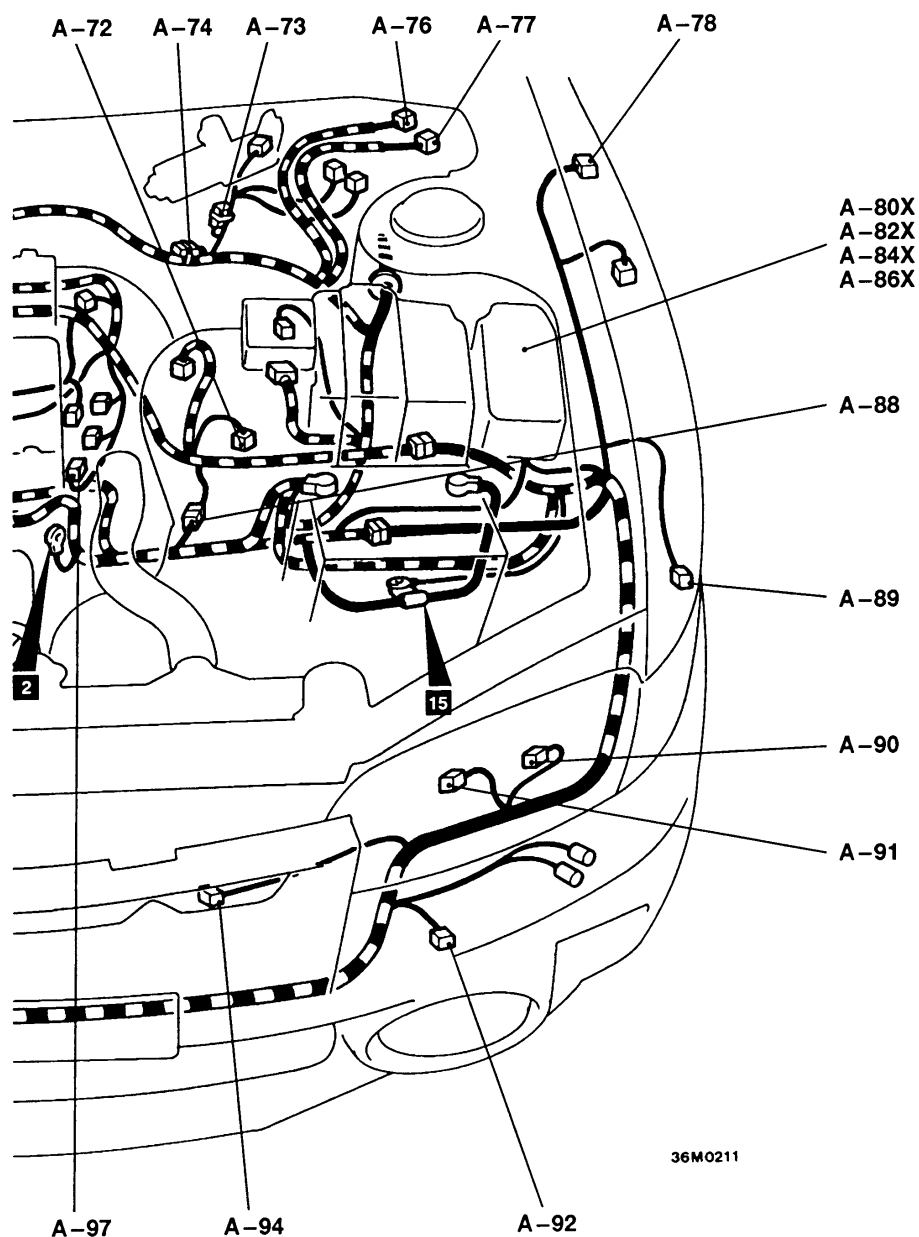
36M0211

| | | | |
|-------------|--|-------------|---|
| A-29 (2-B) | Front harness and battery harness combination | A-45 (1) | Horn (RH) |
| A-33 (1) | Horn (LH) | A-46 (1) | Horn (RH) |
| A-34 (1) | Horn (LH) | A-47 (2-G) | Rear washer motor |
| A-35 (2-BR) | Outside air temperature sensor <vehicles with fully automatic air conditioner> | A-48 (2) | Windshield washer motor |
| A-38 (2-B) | Engine coolant temperature sensor | A-49 (2-BR) | Dual pressure switch |
| A-39 (1-B) | Engine coolant temperature gauge unit | A-50 (2-B) | Front speed sensor (RH) <vehicles with ABS> |



- A-51 (3-B) Crank angle sensor
- A-52 (1-B) Oil pressure switch
- A-53 (2-B) Injector (No.1)
- A-54 (2-B) Injector (No.2)
- A-55 (2-B) Injector (No.3)
- A-56 (2-B) Injector (No.4)
- A-63 (4-B) O₂ sensor
- A-72 (2-B) Back-up lamp switch
- A-73 (1-L) Engine speed detection connector
- A-74 (1-B) Fuel pump check connector
- A-76 (6) Valve relay <vehicles with ABS>
- A-77 (5) Motor relay <vehicles with ABS>

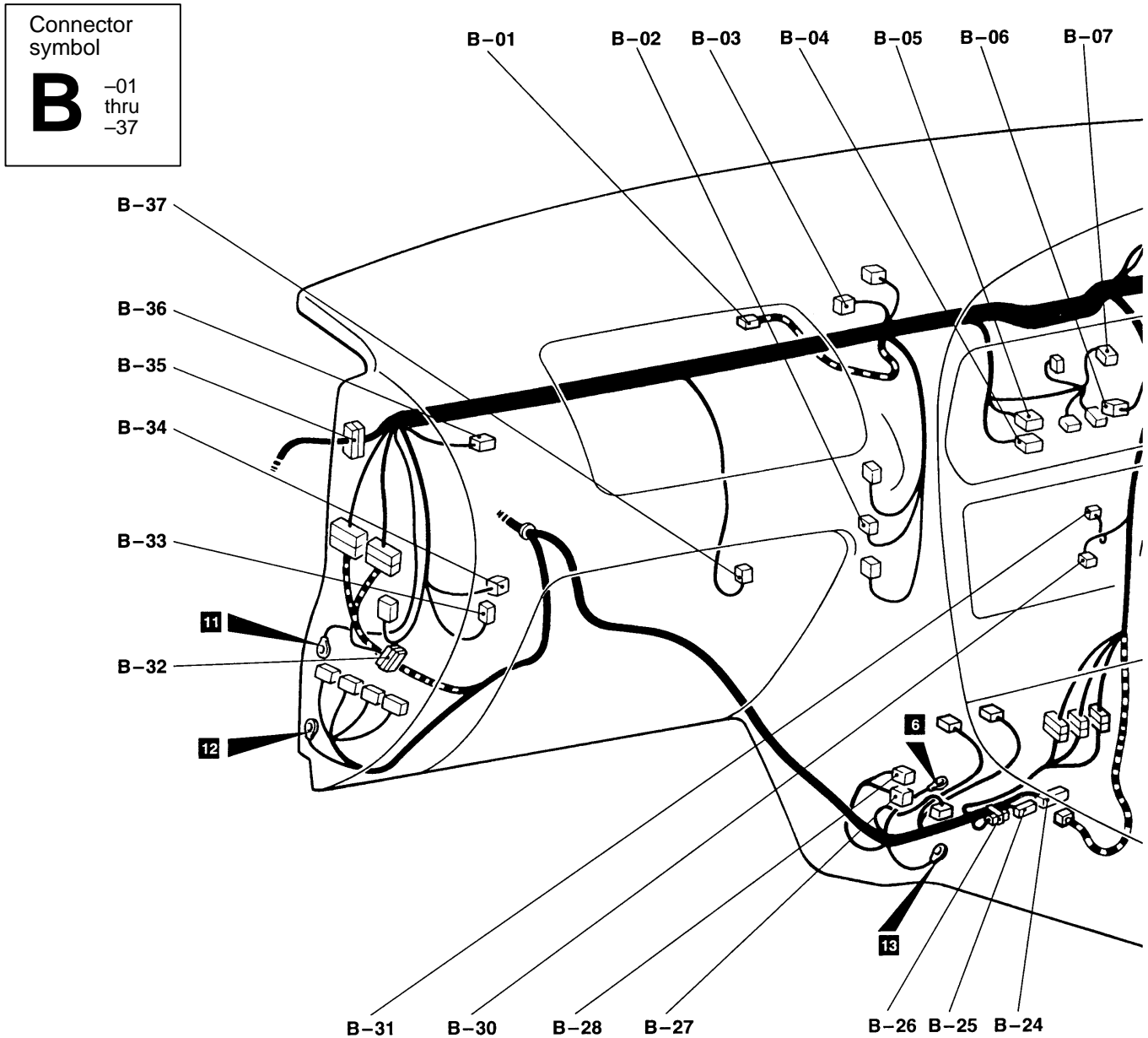
- A-78 (2-GR) Side turn signal lamp (LH)
- A-80X (5) Horn relay <vehicles with SRS air bag>
- A-82X (5) Radiator fan relay (LO)
- A-84X (5) Headlamp relay
- A-86X (4) Alternator relay
- A-88 (6-B) Control harness and battery harness combination
- A-89 (2-BR) Front turn signal lamp (LH)
- A-90 (3-B) Headlamp (LH)
- A-91 (2) Position lamp (LH)
- A-92 (2-B) Fog lamp (LH)



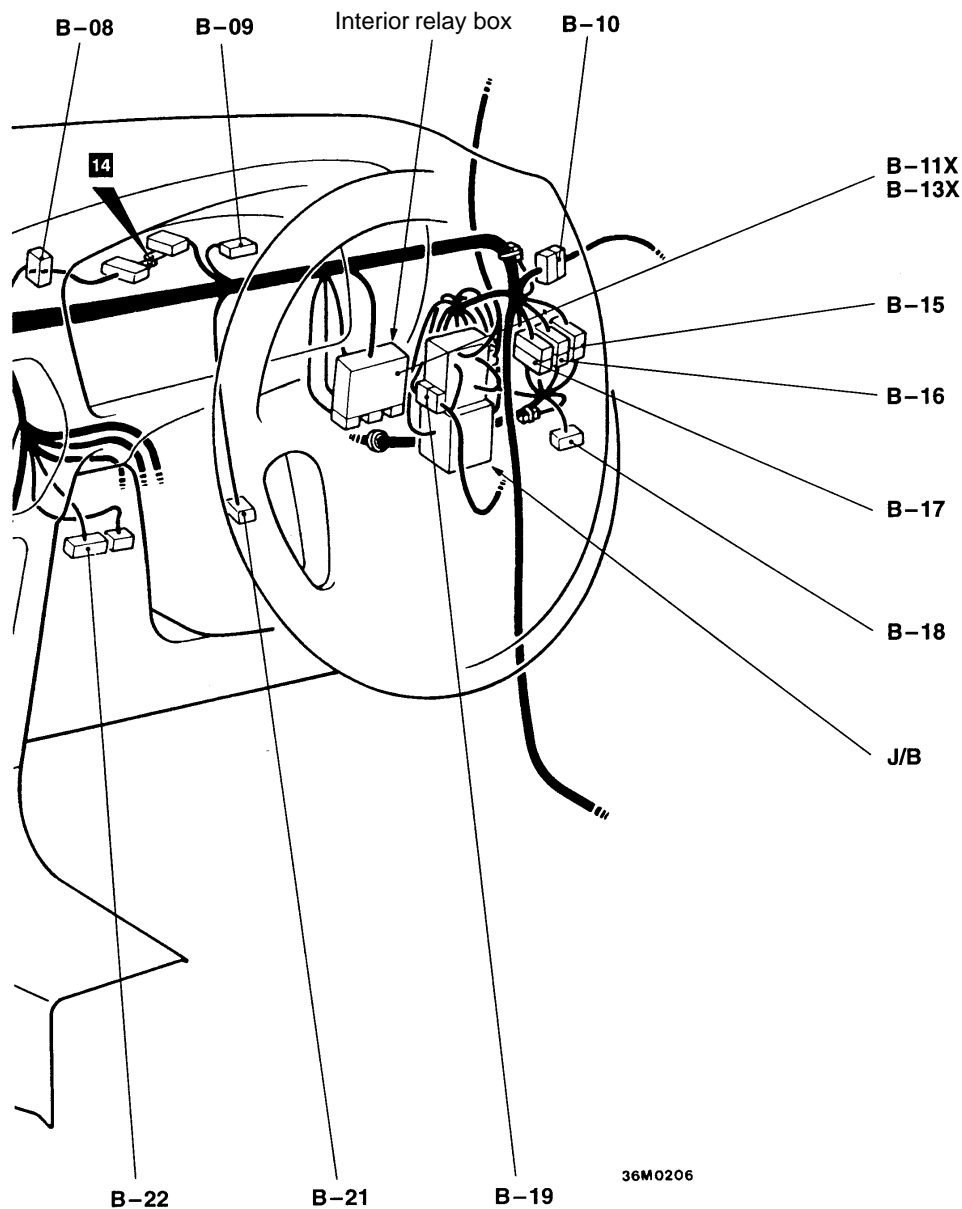
36M0211

| | | | |
|--------------|------------------------------------|--------------|--------------------------------------|
| A-94 (4-GR) | Radiator fan motor | A-112X (4) | Radiator fan relay (HI) |
| A-96 (2-GR) | Knock sensor | A-113X (4) | Condenser fan relay (LO) |
| A-97 (3-B) | Camshaft position sensor | A-114X (4) | Condenser fan relay (HI) |
| A-99 (2-B) | Condenser fan motor | A-116X (4) | A/C compressor relay |
| A-101 (1) | Power steering oil pressure switch | A-117 (2-GR) | Side turn signal lamp (RH) |
| A-102 (1) | Spare connector for fog lamp | A-123 (5-B) | Fuel pump relay No.2 |
| A-103 (2-B) | Fog lamp (RH) | A-124 (6-B) | Fuel pump resistor |
| A-104 (2) | Position lamp (RH) | A-125 (2-B) | Resistor (for injector) |
| A-105 (3-B) | Headlamp (RH) | A-126 (5-B) | AYC relay |
| A-106 (1-B) | A/C compressor assembly | A-127 (2-B) | Secondary air control solenoid valve |
| A-107 (2-BR) | Front turn signal lamp (RH) | A-128 (2-GR) | Condenser fan motor |
| A-110 (3-GR) | Ignition coil 1 | A-129 (2-B) | Water spray motor |
| A-111 (3-GR) | Ignition coil 2 | A-131 (1-B) | Noise condenser |

DASH PANEL

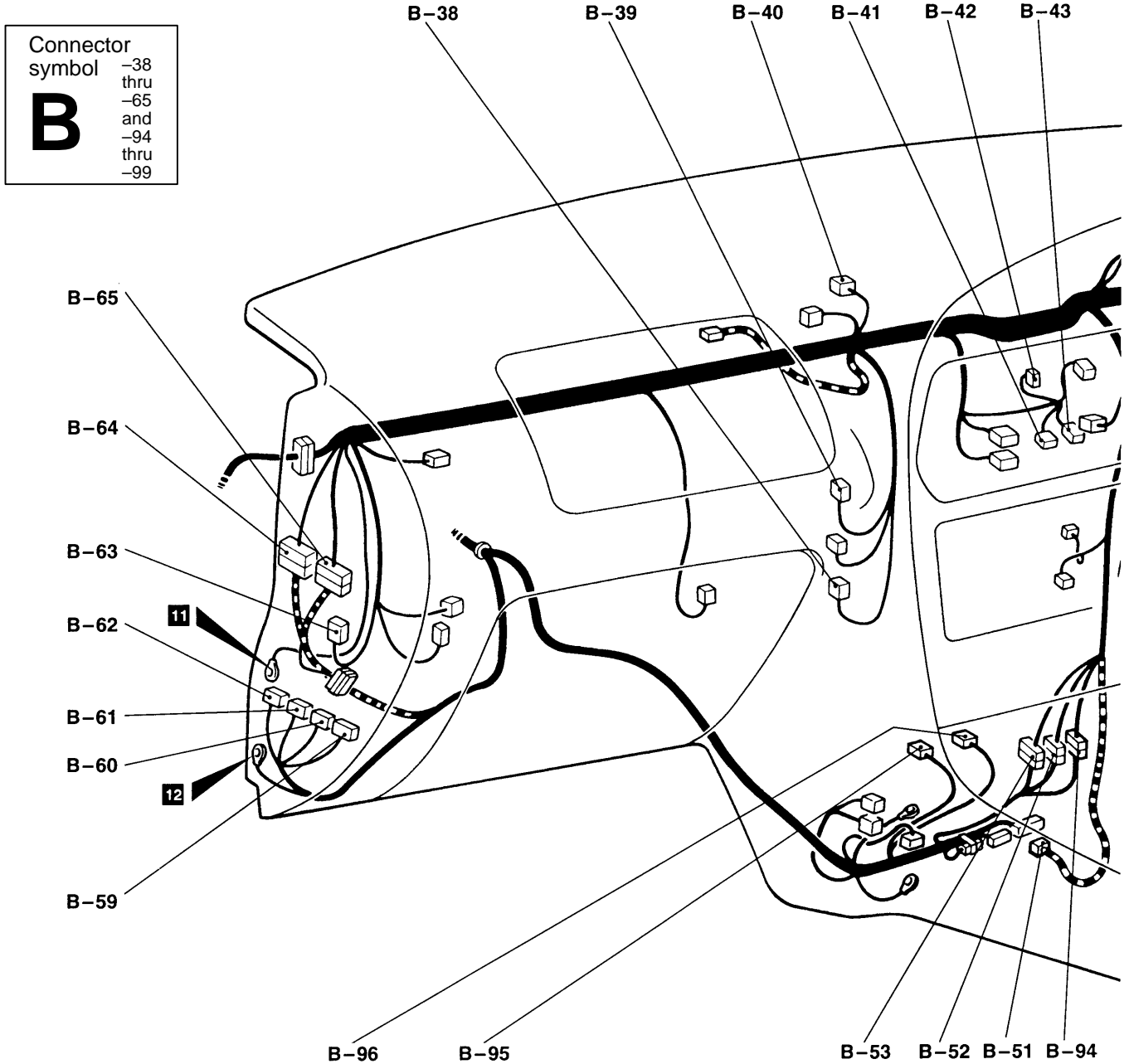


- | | | | |
|-------------|---|-----------|---|
| B-01 (2-R) | Passenger seat air bag module (squib) | B-09 (25) | Meter and gauge |
| B-02 (2) | Heater water temperature sensor <vehicles with fully automatic air conditioner> | B-10 (22) | Body harness and front door harness (RH) combination |
| B-03 (2-B) | Air thermo sensor <vehicles with fully automatic air conditioner> | B-11X (8) | Rear intermittent wiper relay |
| B-04 (20-B) | A/C-ECU <vehicles with fully automatic air conditioner> | B-13X (5) | Power window relay |
| B-05 (16-B) | A/C-ECU <vehicles with fully automatic air conditioner> | B-15 (20) | Front harness and body harness combination |
| B-06 (6) | Air outlet change-over damper motor and potentiometer <vehicles with fully automatic air conditioner> | B-16 (6) | Front harness and body harness combination |
| B-07 (8) | Blower switch <vehicles with manual air conditioner> | B-17 (14) | Front harness and body harness combination <ABS> |
| B-08 (25) | Meter and gauge | B-18 (19) | Jumper connector (1) |
| | | B-19 (22) | Body harness and instrument panel harness combination |

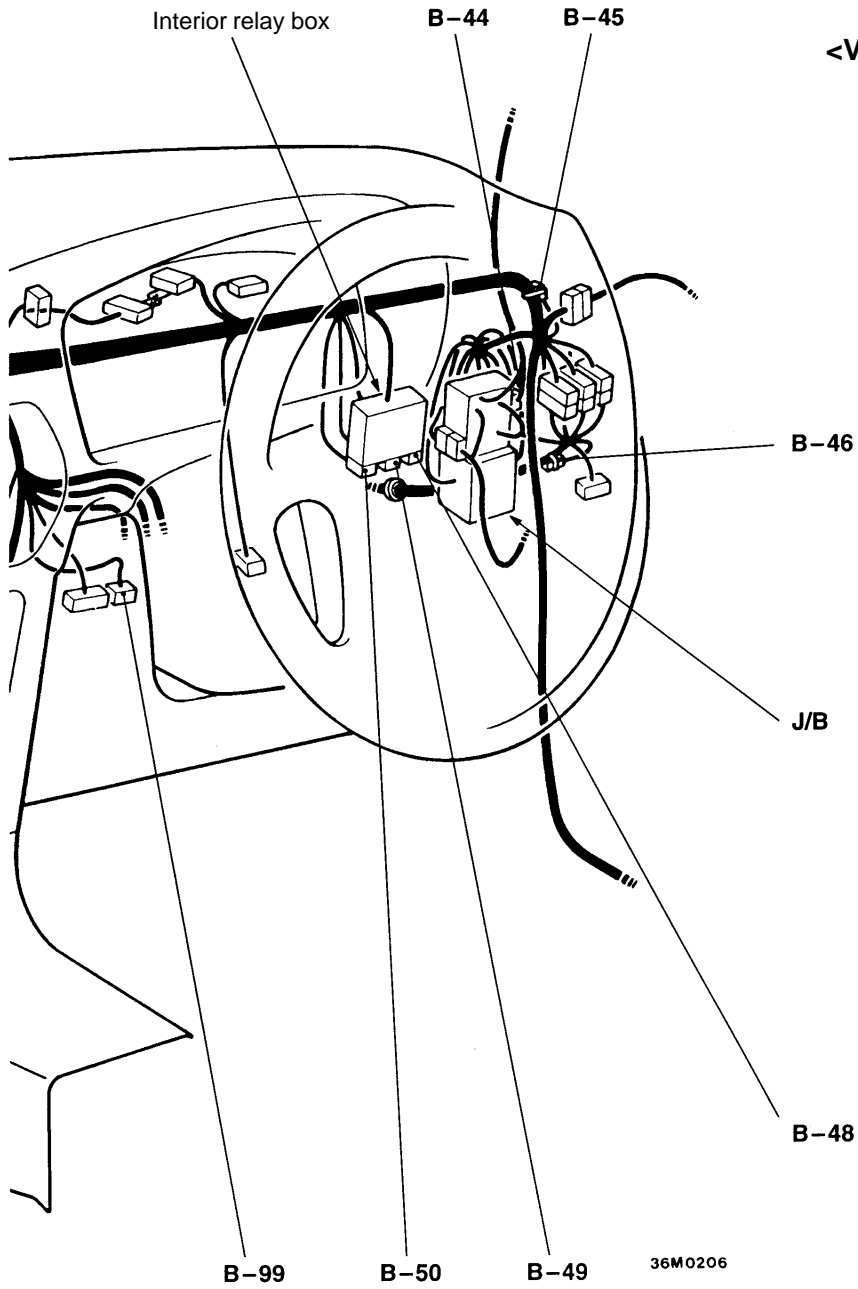


36M0206

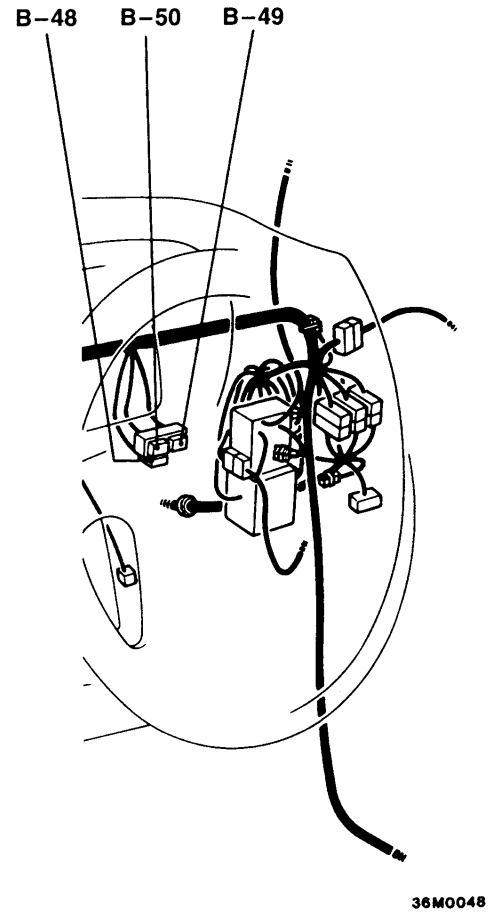
| | | | |
|-------------|--|-----------|---|
| B-21 (2) | Stop lamp switch | B-34 (4) | Blower high speed relay <vehicles with fully automatic air conditioner> |
| B-22 (16-B) | Diagnosis connector | B-35 (22) | Body harness and front door harness (LH) combination |
| B-24 (26-Y) | ABS-ECU | B-36 (2) | Inside and outside air change-over damper motor <vehicles with fully automatic air conditioner> |
| B-25 (22-Y) | ABS-ECU | B-37 (4) | Power transistor <vehicles with fully automatic air conditioner> or resistor <vehicles with heater or manual air conditioner> |
| B-26 (2-B) | Diode (for ABS circuit) | | |
| B-27 (4) | Engine control relay | | |
| B-28 (4) | Fuel pump relay | | |
| B-30 (14) | Radio or spare connector for radio | | |
| B-31 (1) | Glass antenna amplifier | | |
| B-32 (19-B) | Jumper connector (5) | | |
| B-33 (2) | Blower motor <vehicles with fully automatic air conditioner> | | |



- | | | | |
|------------|--|-------------|---|
| B-38 (2) | Sunlight sensor <vehicles with fully automatic air conditioner> | B-44 (6) | Body harness and roof harness combination <vehicles with sunroof> |
| B-39 (6) | Air mix damper motor and potentiometer <vehicles with fully automatic air conditioner> | B-45 (2-B) | Diode (for keyless entry system circuit) |
| B-40 (3) | Automatic compressor ECU <vehicles with manual air conditioner> | B-46 (2) | Spare connector for fog lamp switch <vehicles without fog lamp> |
| B-41 (8) | A/C switch <vehicles with manual air conditioner> | B-48 (14) | Jumper connector (2) |
| B-42 (2) | Blower switch illumination lamp <vehicles with heater or manual air conditioner> | B-49 (14) | Jumper connector (3) |
| B-43 (6-B) | Defogger switch <vehicles with heater or manual air conditioner> | B-50 (14-L) | Jumper connector (4) |
| | | B-51 (21-Y) | SRS-ECU |
| | | B-52 (16-B) | Control harness and body harness combination <vehicles with ABS> |



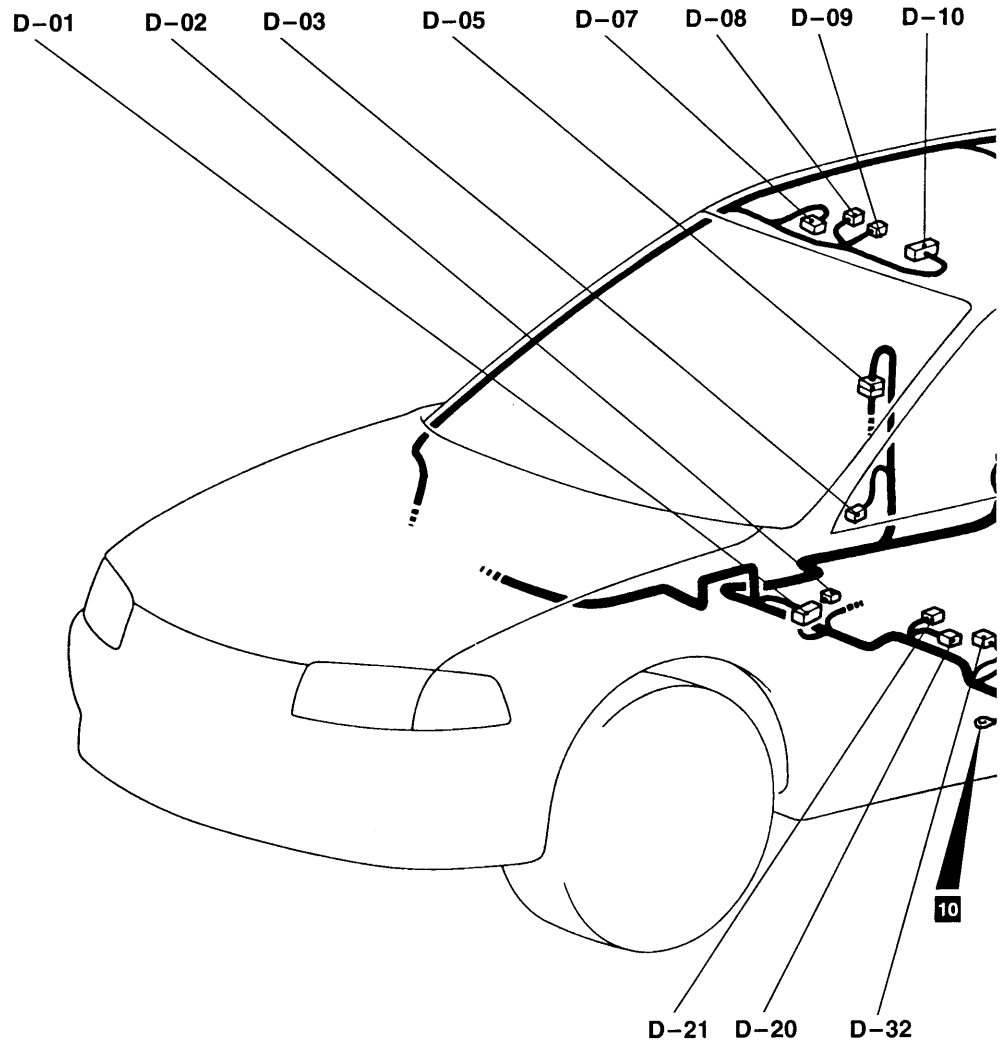
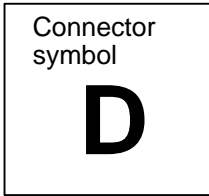
<Vehicles without interior relay box>



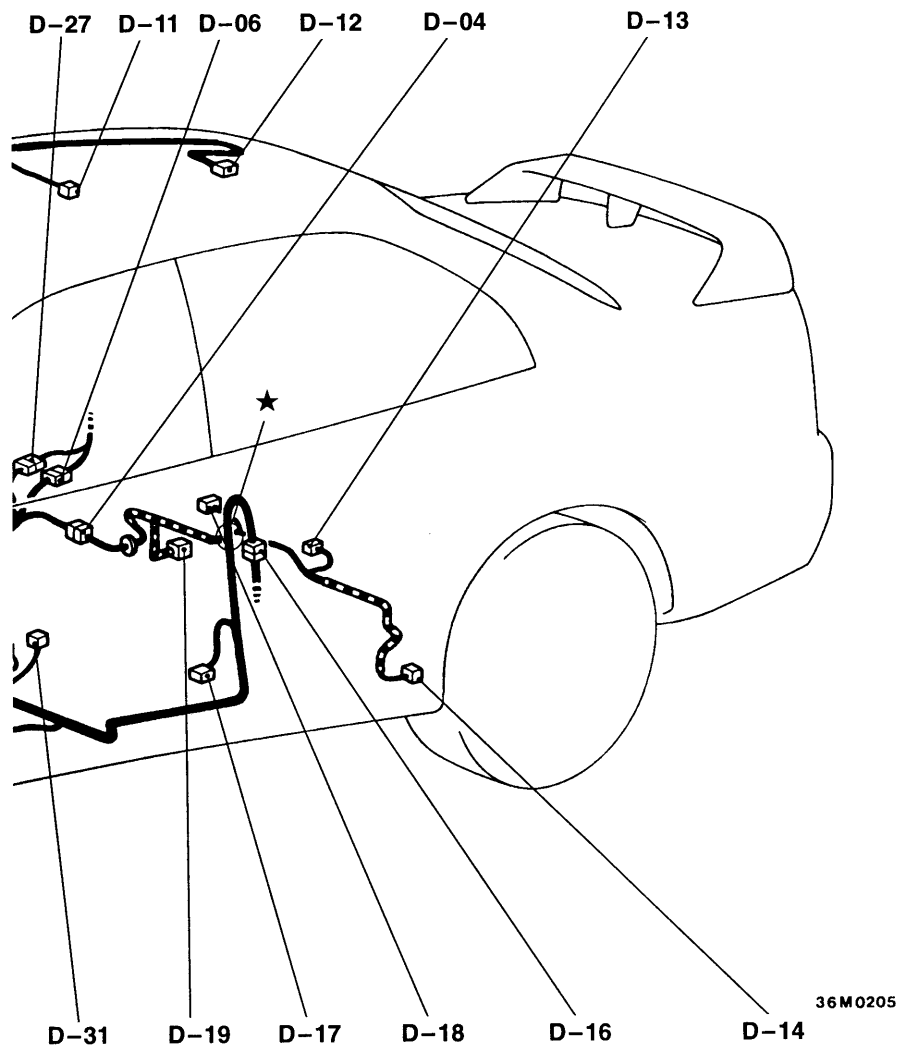
- B-59 (26-Y) Engine-ECU
- B-60 (16-Y) Engine-ECU
- B-61 (12-Y) Engine-ECU
- B-62 (22-Y) Engine-ECU
- B-63 (2) Blower motor <vehicles with heater or manual air conditioner>
- B-64 (13) Control harness and body harness combination

- B-65 (16-B) Control harness and body harness combination
- B-94 (13) Control harness and body harness combination <vehicles with AYC>
- B-95 (26) AYC-ECU
- B-96 (16) AYC-ECU
- B-99 (12) Diagnosis connector

FLOOR, ROOF, AND SEAT



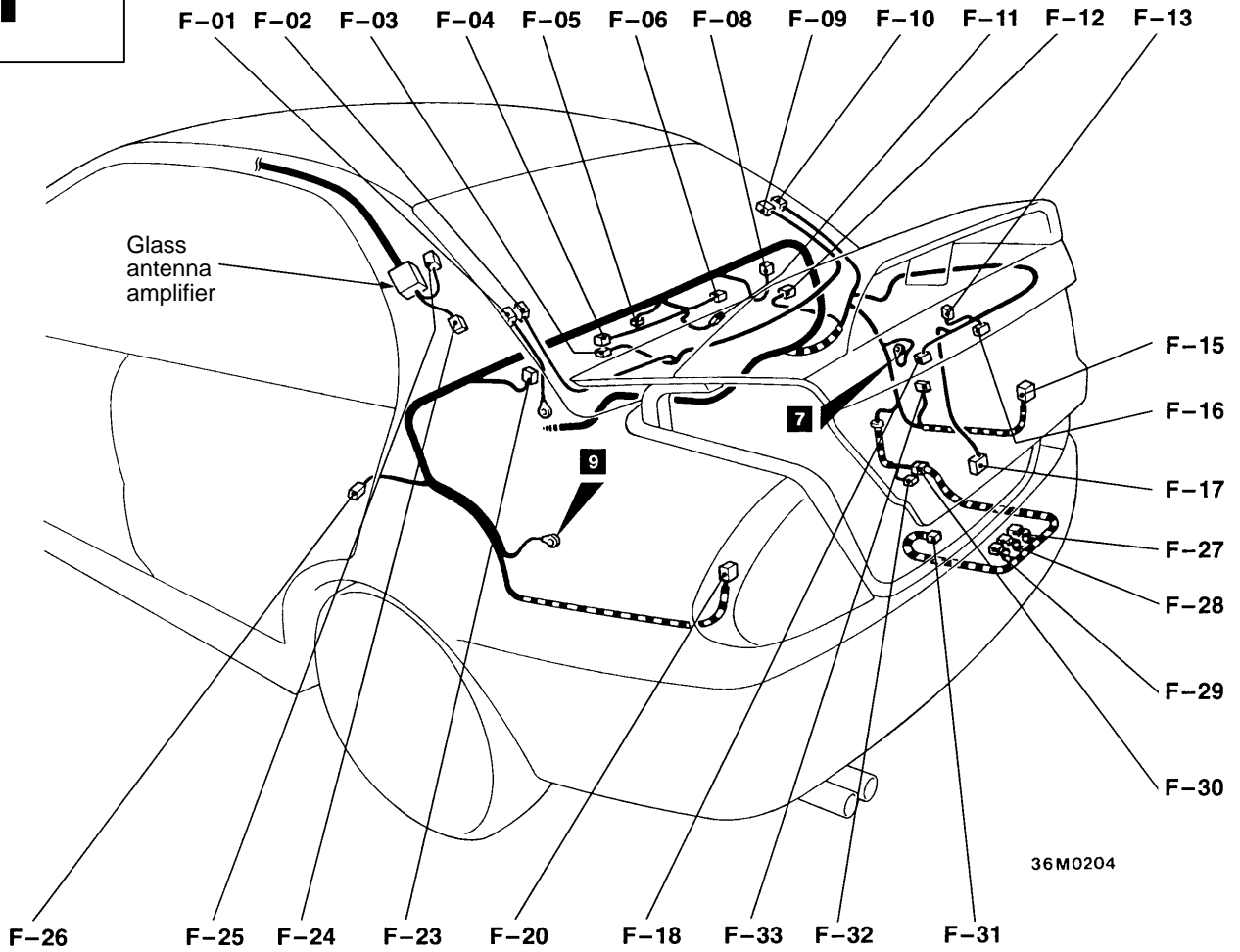
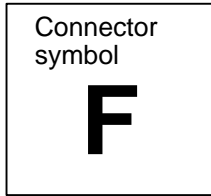
- | | | | |
|-----------|---|-------------|---|
| D-01 (20) | Receiver <vehicles with keyless entry system> | D-09 (1) | Map lamp |
| D-02 (2) | Seat belt switch | D-10 (18) | Sunroof ECU |
| D-03 (2) | Front door switch (RH) | D-11 (2-GR) | Room lamp <vehicles without sunroof> |
| D-04 (10) | Body harness and fuel harness combination | D-12 (8) | Sunroof motor |
| D-05 (6) | Body harness and rear door harness (RH) combination | D-13 (3-B) | Fuel gauge unit (sub) |
| D-06 (22) | Body harness and rear harness combination | D-14 (2-B) | Rear speed sensor (LH) <vehicles with ABS> |
| D-07 (6) | Sunroof switch | D-16 (6) | Body harness and rear door harness (LH) combination |
| D-08 (8) | Room lamp <vehicles with sunroof> | D-17 (2) | Front door switch (LH) |
| | | D-18 (6) | Fuel gauge unit (main) |



- D-19 (2-B) Rear speed sensor (RH)
<vehicles with ABS>
- D-20 (3-B) Acceleration sensor <vehicles with ABS>
- D-21 (1-B) Parking brake switch
- D-27 (2) Body harness and rear harness combina-
tion <vehicles with AYC>

- D-31 (2) Water spray switch
- D-32 (3-B) Acceleration sensor (lateral)
<vehicles with AYC>

LUGGAGE COMPARTMENT



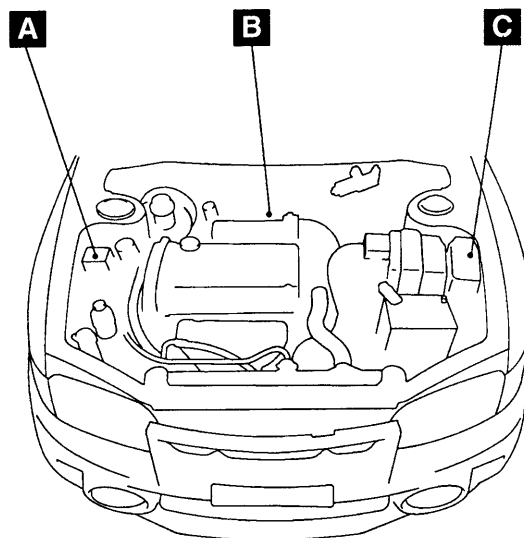
36M0204

- | | | | |
|-------------|--|-------------|---|
| F-01 (1-B) | Defogger (-) <vehicles without choke coil> | F-18 (2-GR) | Licence plate lamp (LH) |
| F-02 (1-B) | Defogger (-) <vehicles with choke coil> | F-20 (6) | Rear combination lamp (LH) |
| F-03 (2) | Choke coil | F-23 (2-B) | Rear speaker (LH) |
| F-04 (3) | Choke coil | F-24 (1) | Glass antenna |
| F-05 (2) | Luggage compartment lamp | | <vehicles with diversity glass antenna> |
| F-06 (2) | Vacant connector or high mounted stop lamp (installed on rear shelf) | F-25 (1) | Glass antenna |
| | | F-26 (1-B) | Rear door switch (LH) |
| F-08 (2-B) | Rear speaker (RH) | F-27 (3-B) | Proportioning valve <vehicles with AYC> |
| F-09 (1-B) | Defogger (+) <vehicles with choke coil> | F-28 (2-B) | Direction valve (LH) <vehicles with AYC> |
| F-10 (1-B) | Defogger (+) <vehicles without choke coil> | F-29 (2-B) | Direction valve (RH) <vehicles with AYC> |
| F-11 (3) | Rear wiper motor | F-30 (8-B) | Rear harness and AYC harness combination |
| F-12 (1-B) | Rear door switch (RH) | | |
| F-13 (2) | High mounted stop lamp (installed on rear spoiler) | F-31 (2-B) | Accumulator pressure switch <vehicles with AYC> |
| | | | |
| F-15 (6) | Rear combination lamp (RH) | F-32 (2-B) | AYC motor |
| F-16 (2-GR) | Licence plate lamp (RH) | F-33 (6) | CD changer |
| F-17 (1-B) | Luggage compartment lamp switch | | |

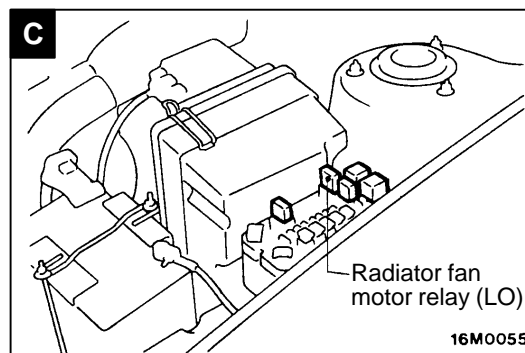
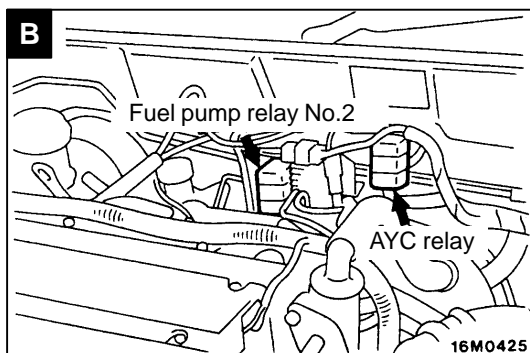
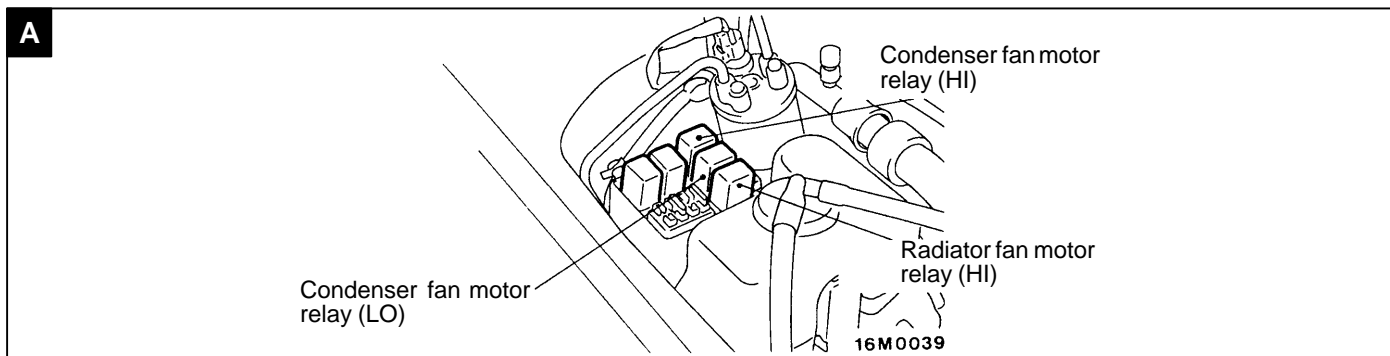
SINGLE PART INSTALLATION POSITION

RELAY

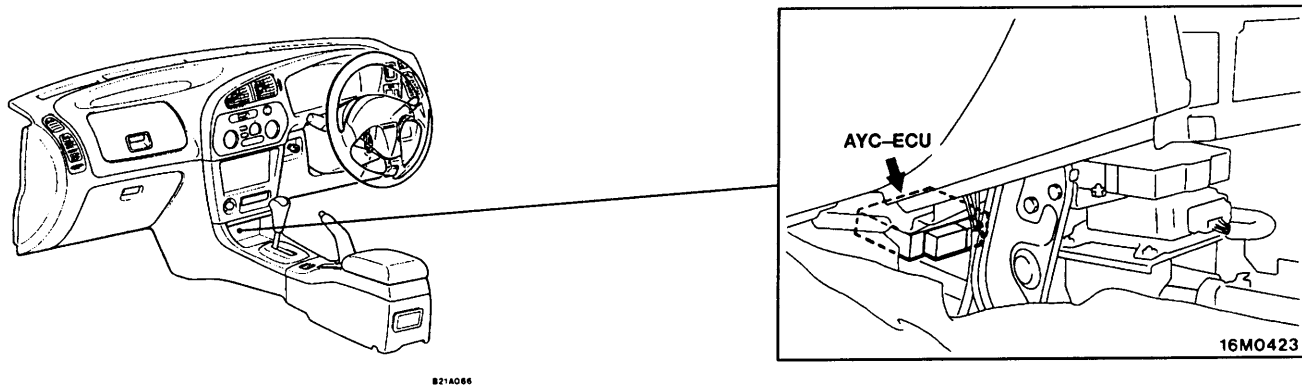
| Name | Symbol | Name | Symbol |
|--------------------------------|--------|-------------------------------|--------|
| AYC relay | B | Fuel pump relay No.2 | B |
| Condenser fan motor relay (HI) | A | Radiator fan motor relay (HI) | A |
| Condenser fan motor relay (LO) | A | Radiator fan motor relay (LO) | C |



16M0429



ECU

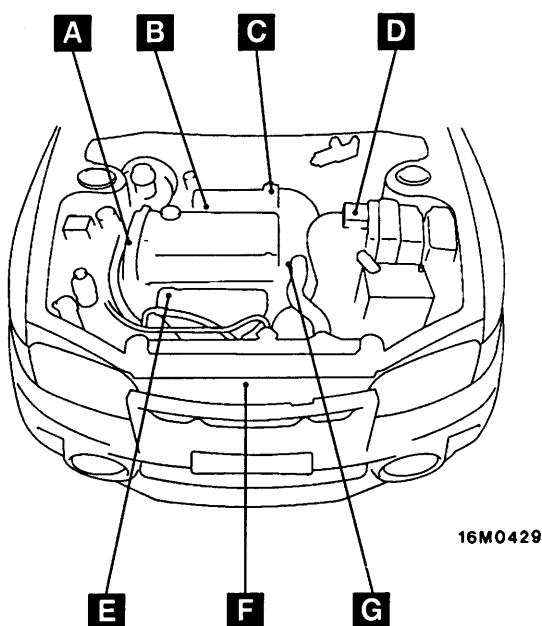


B21A086

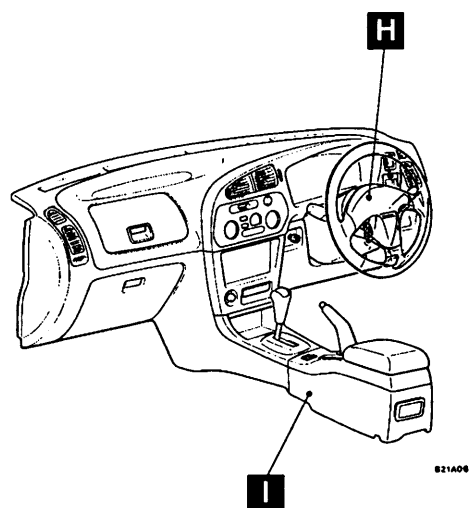
16M0423

SENSOR

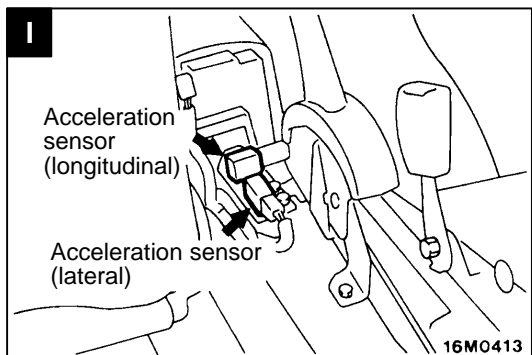
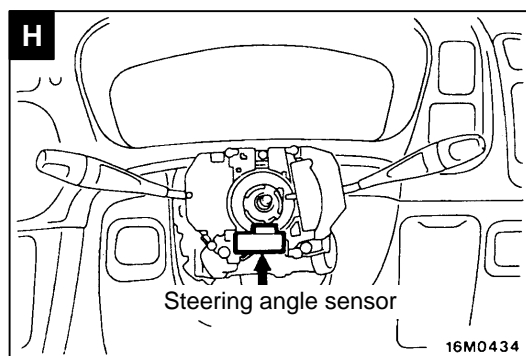
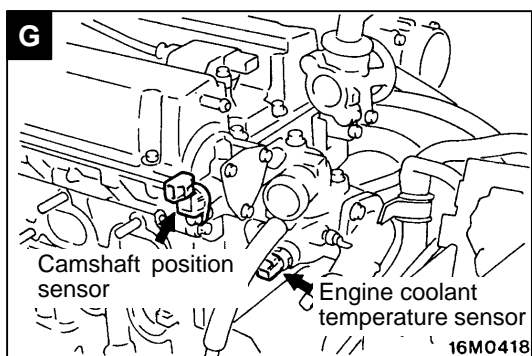
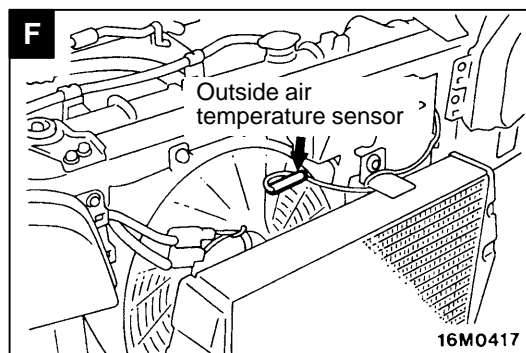
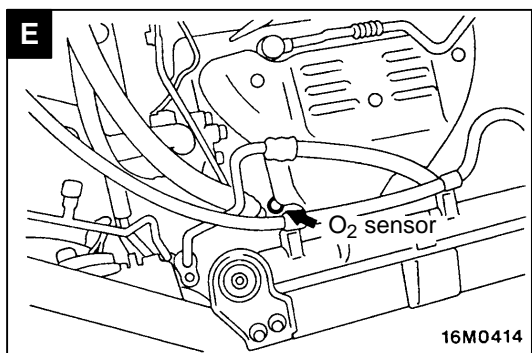
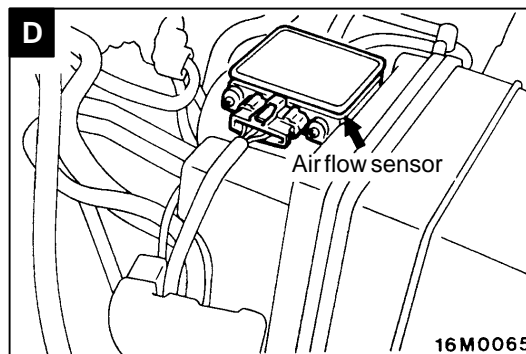
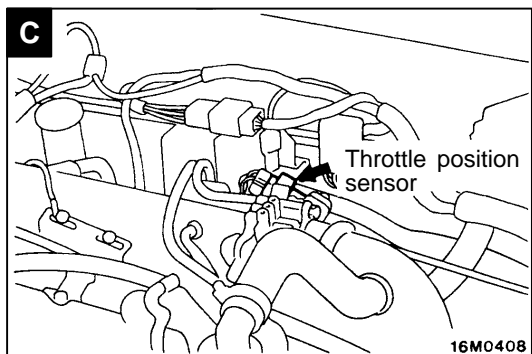
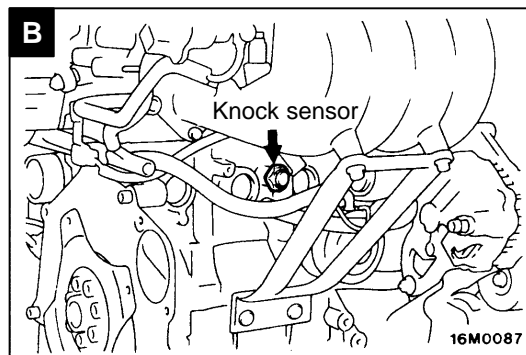
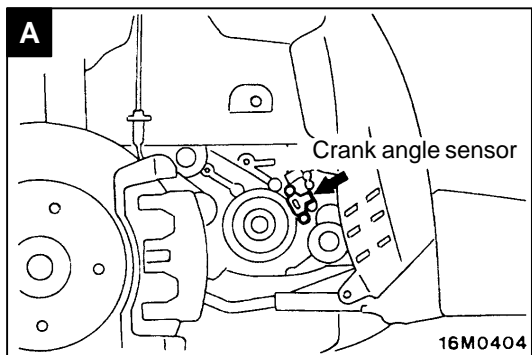
| Name | Symbol | Name | Symbol |
|--|--------|--|--------|
| Acceleration sensor (lateral) <vehicles with AYC> | I | Knock sensor | B |
| Acceleration sensor (longitudinal) <vehicles with ABS and AYC> | I | Outside air temperature sensor <vehicles with fully automatic air conditioner> | F |
| Air flow sensor | D | O ₂ sensor | E |
| Camshaft position sensor | G | Steering angle sensor (lateral) <vehicles with AYC> | H |
| Crank angle sensor | A | Throttle position sensor | C |
| Engine coolant temperature sensor | G | | |



16M0429


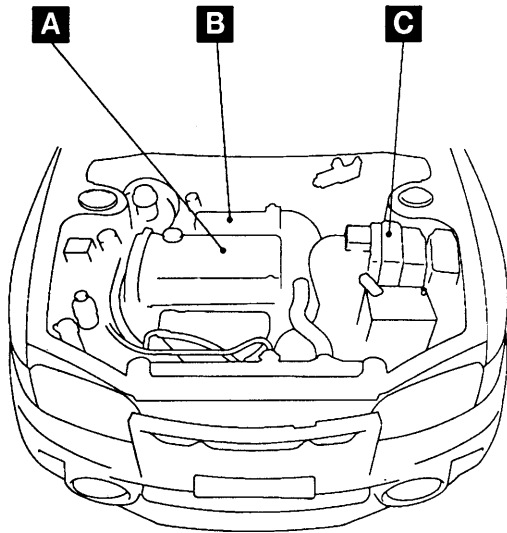


B21A086



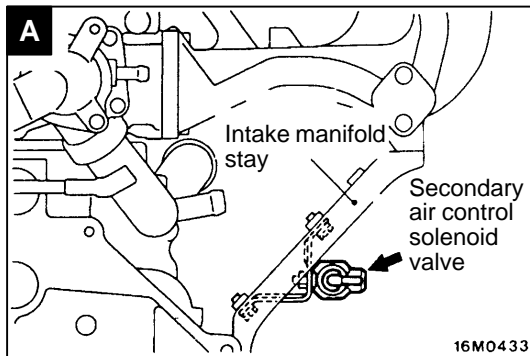
SOLENOID VALVE

| Name | Symbol | Name | Symbol |
|---|--------|--------------------------------------|--------|
| Direction valve <vehicles with AYC> | D | Secondary air control solenoid valve | A |
| Fuel pressure solenoid valve | B | Waste gate solenoid valve | C |
| Proportioning valve <vehicles with AYC> | D | | |

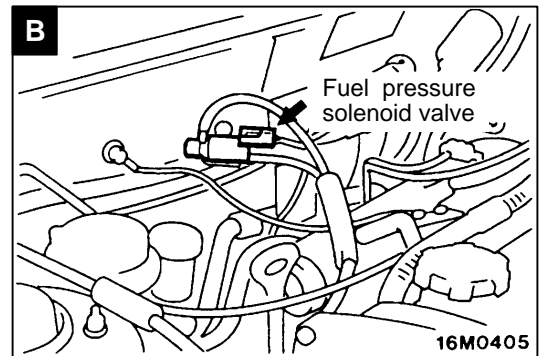


0040011

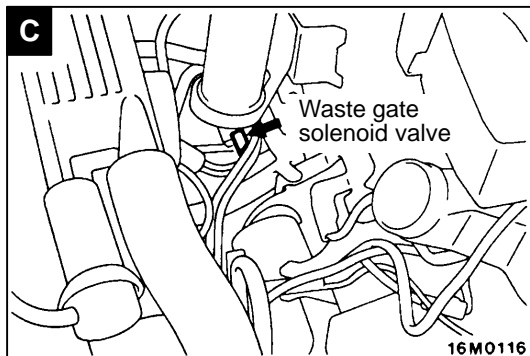
16M0429



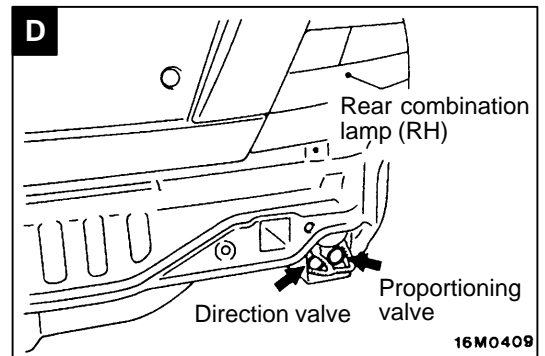
16M0433



16M0405

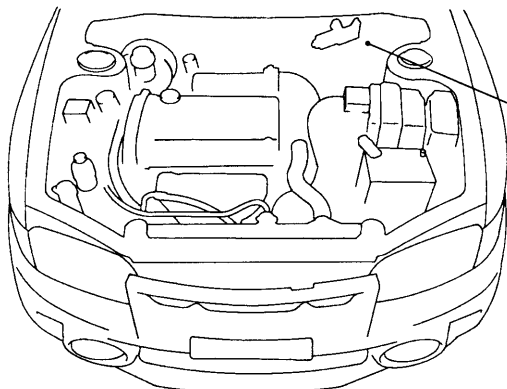


16M0116

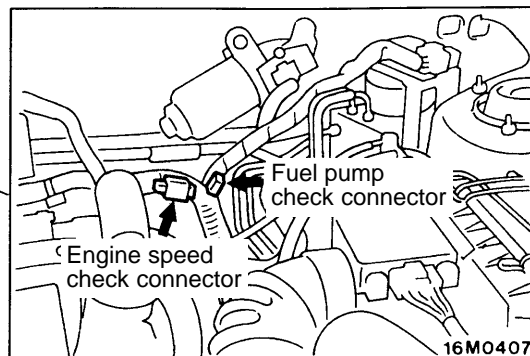


16M0409

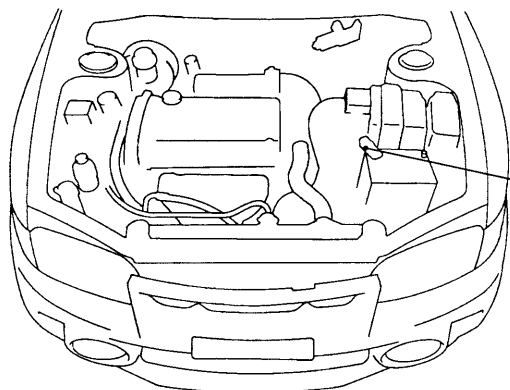
CHECK CONNECTOR AND SPARE CONNECTOR



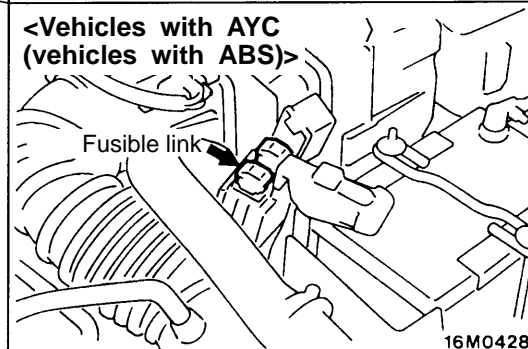

16M0429



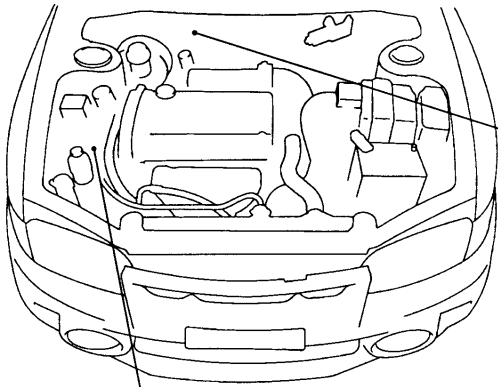
FUSIBLE LINK AND FUSE



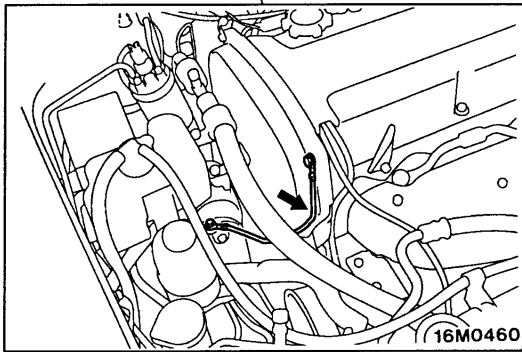
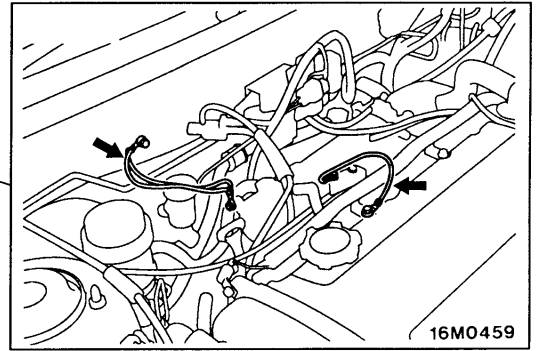
16M0429



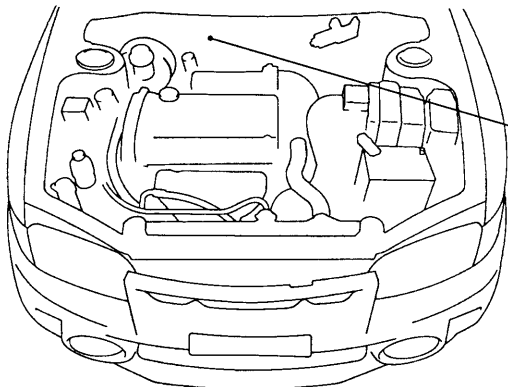
GROUND CABLE



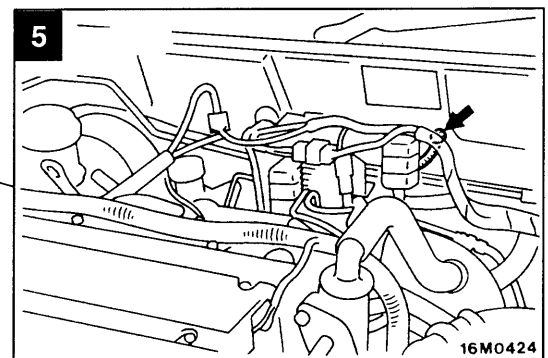
16M0429



GROUND



16M0429



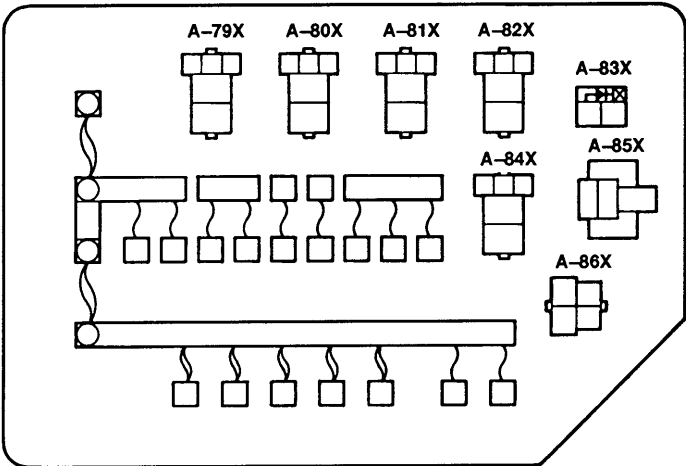
CIRCUIT DIAGRAM

CENTRALIZED JUNCTION

CENTRALIZED RELAY

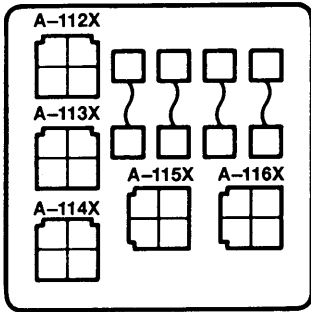
| Connector No. | Name | Connector No. | Name |
|---------------|-------------------------------|---------------|--------------------------------|
| A-82X | Radiator fan motor relay (LO) | A-113X | Condenser fan motor relay (LO) |
| A-112X | Radiator fan motor relay (HI) | A-114X | Condenser fan motor relay (HI) |

Relay box in engine compartment



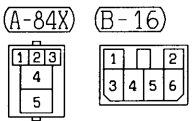
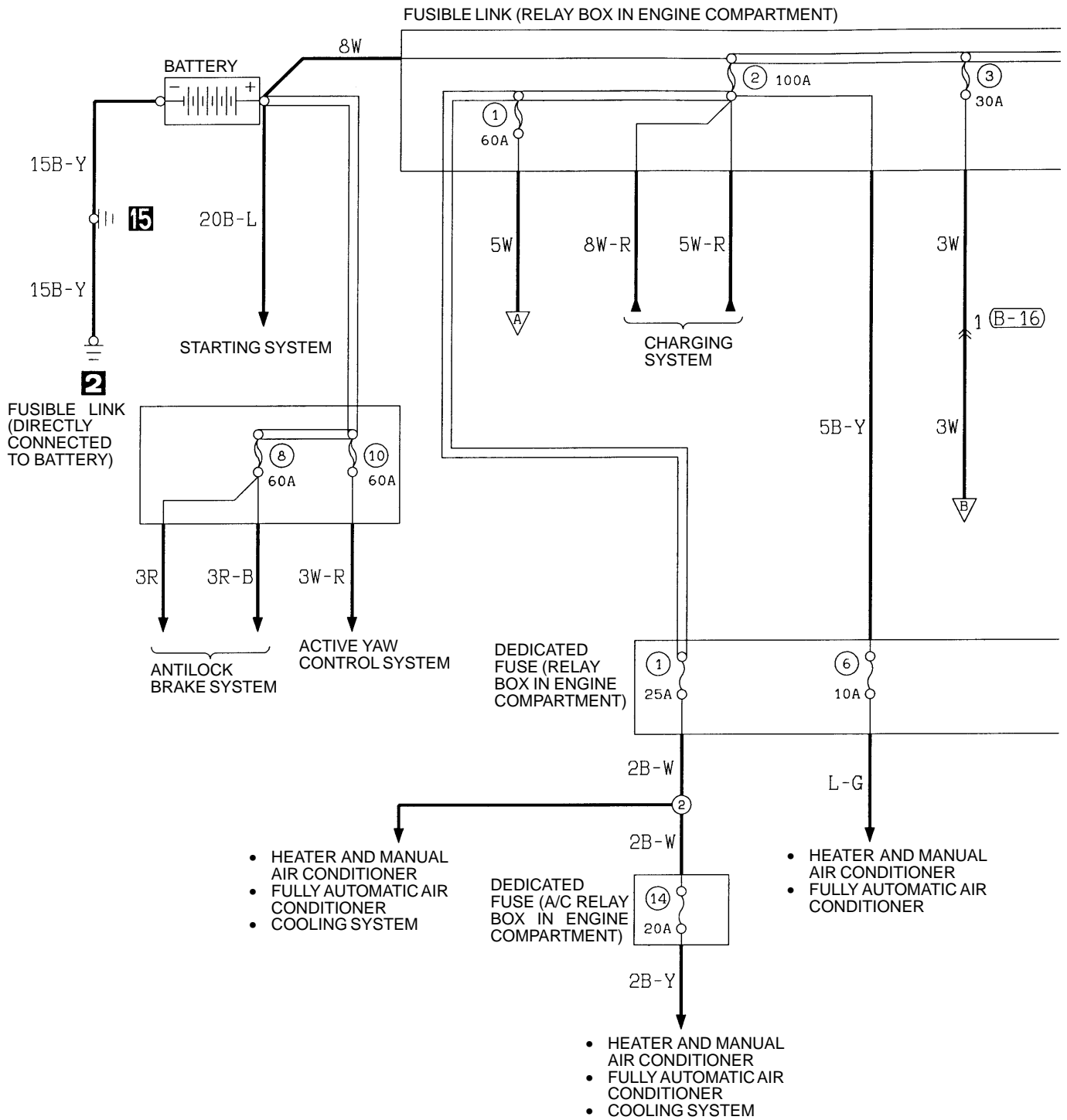
16M0141

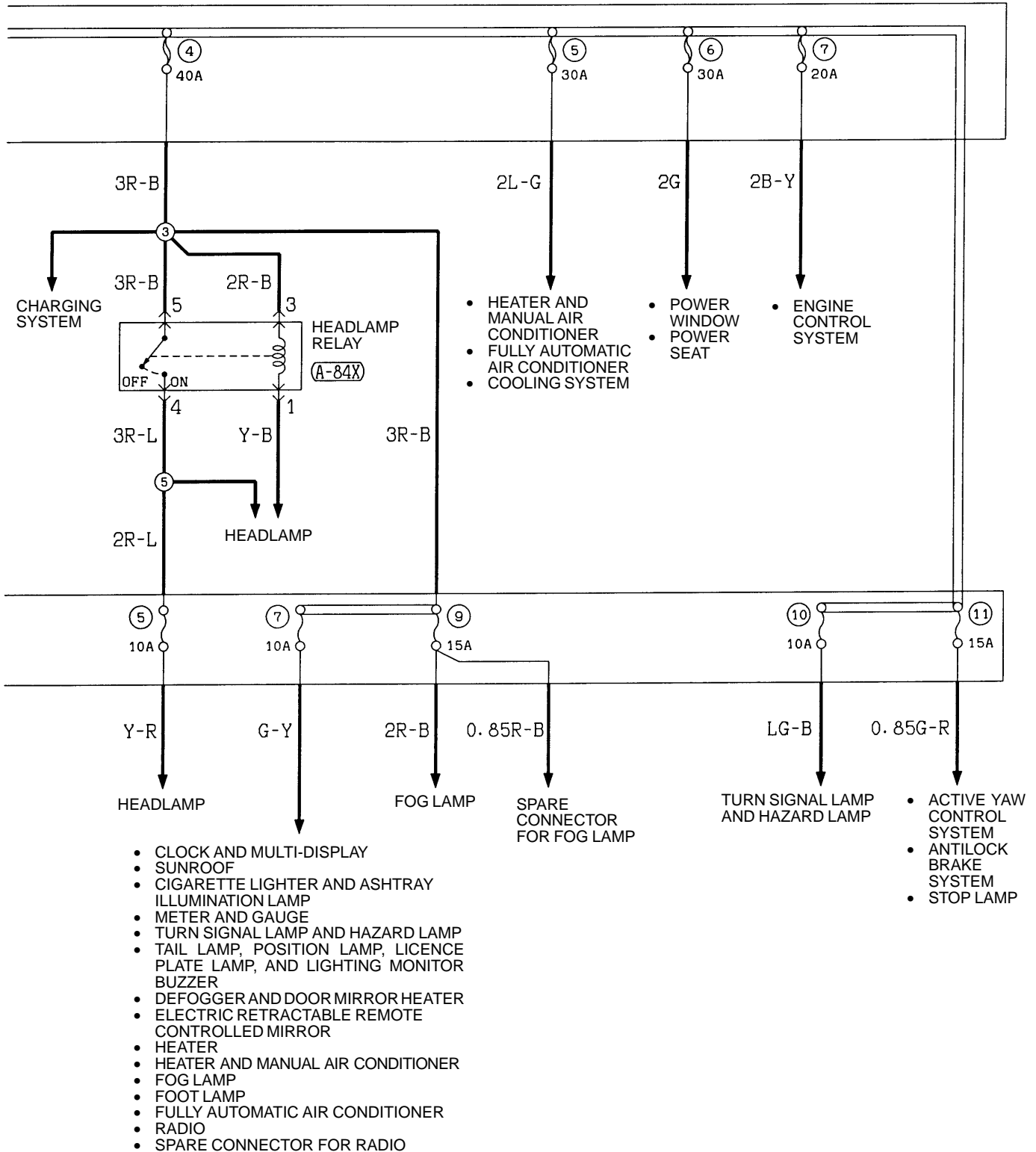
(A/C relay box)



16M0142

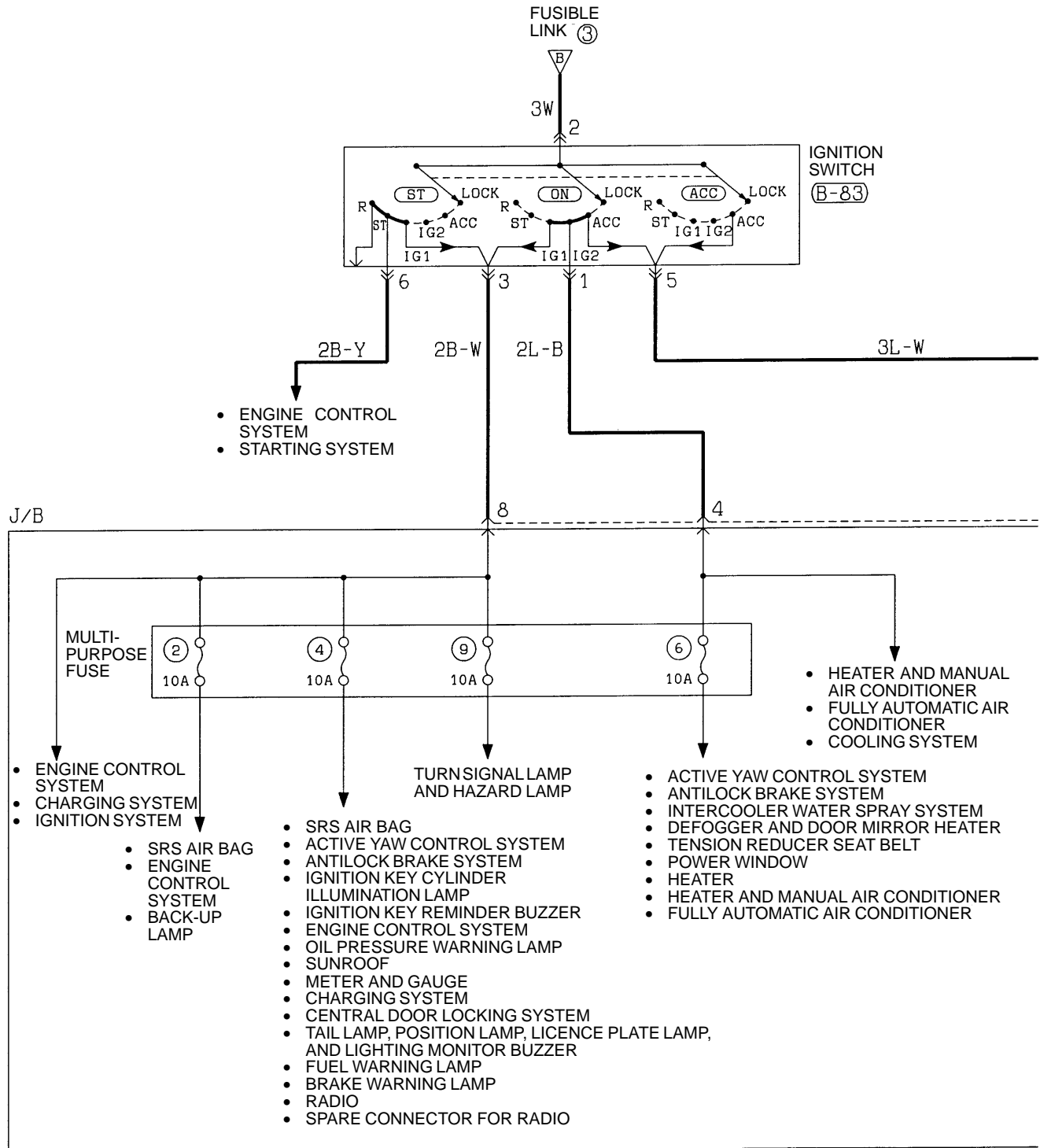
POWER DISTRIBUTION SYSTEM



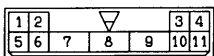


- CLOCK AND MULTI-DISPLAY
- SUNROOF
- CIGARETTE LIGHTER AND ASHTRAY ILLUMINATION LAMP
- METER AND GAUGE
- TURN SIGNAL LAMP AND HAZARD LAMP
- TAIL LAMP, POSITION LAMP, LICENCE PLATE LAMP, AND LIGHTING MONITOR BUZZER
- DEFOGGER AND DOOR MIRROR HEATER
- ELECTRIC RETRACTABLE REMOTE CONTROLLED MIRROR
- HEATER
- HEATER AND MANUAL AIR CONDITIONER
- FOG LAMP
- FOOT LAMP
- FULLY AUTOMATIC AIR CONDITIONER
- RADIO
- SPARE CONNECTOR FOR RADIO

POWER DISTRIBUTION SYSTEM (CONTINUED)



(B-67)

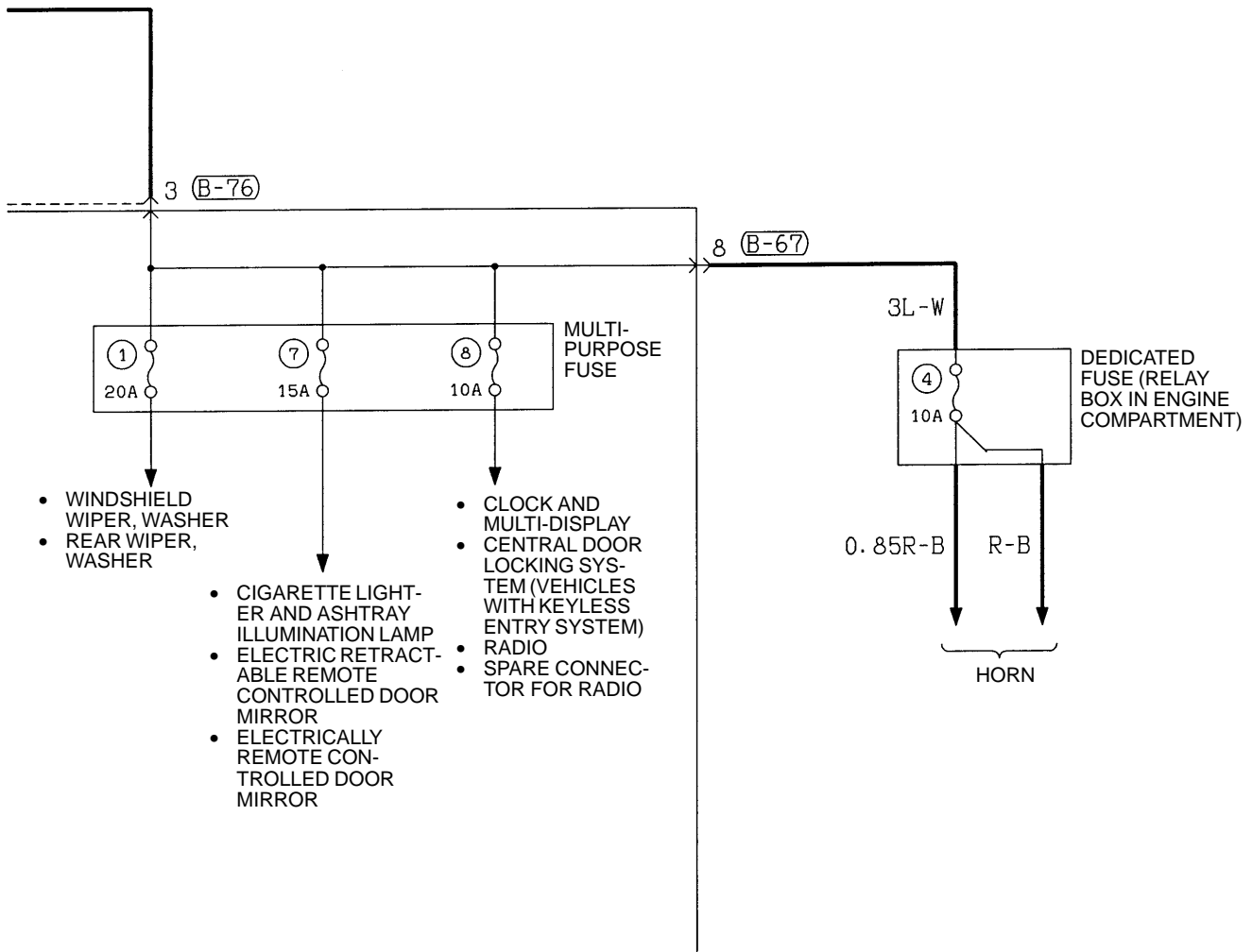


(B-76)

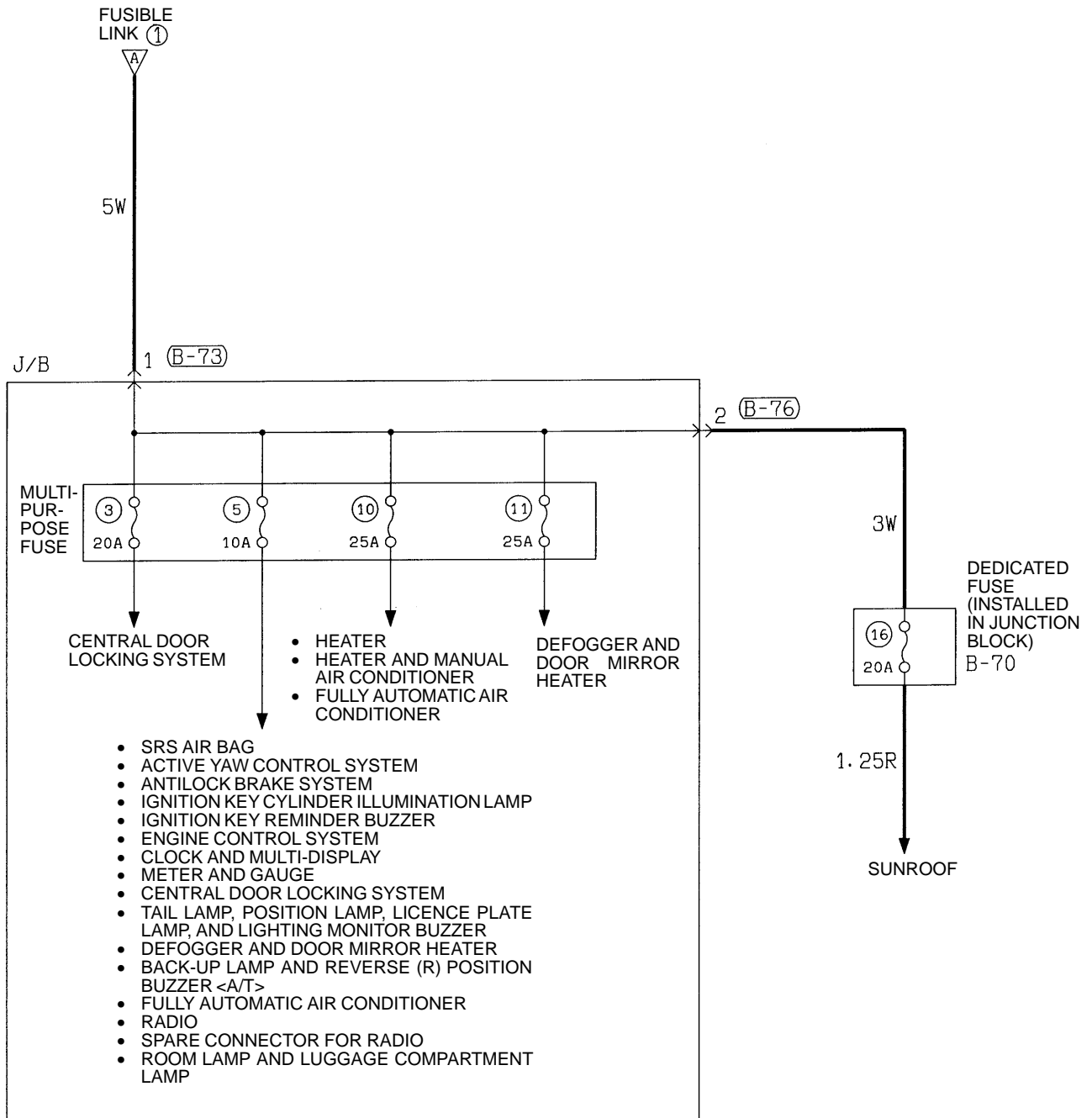


(B-83)

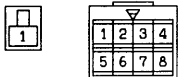




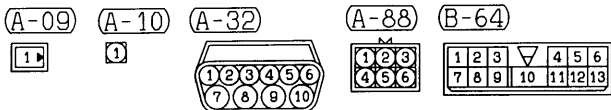
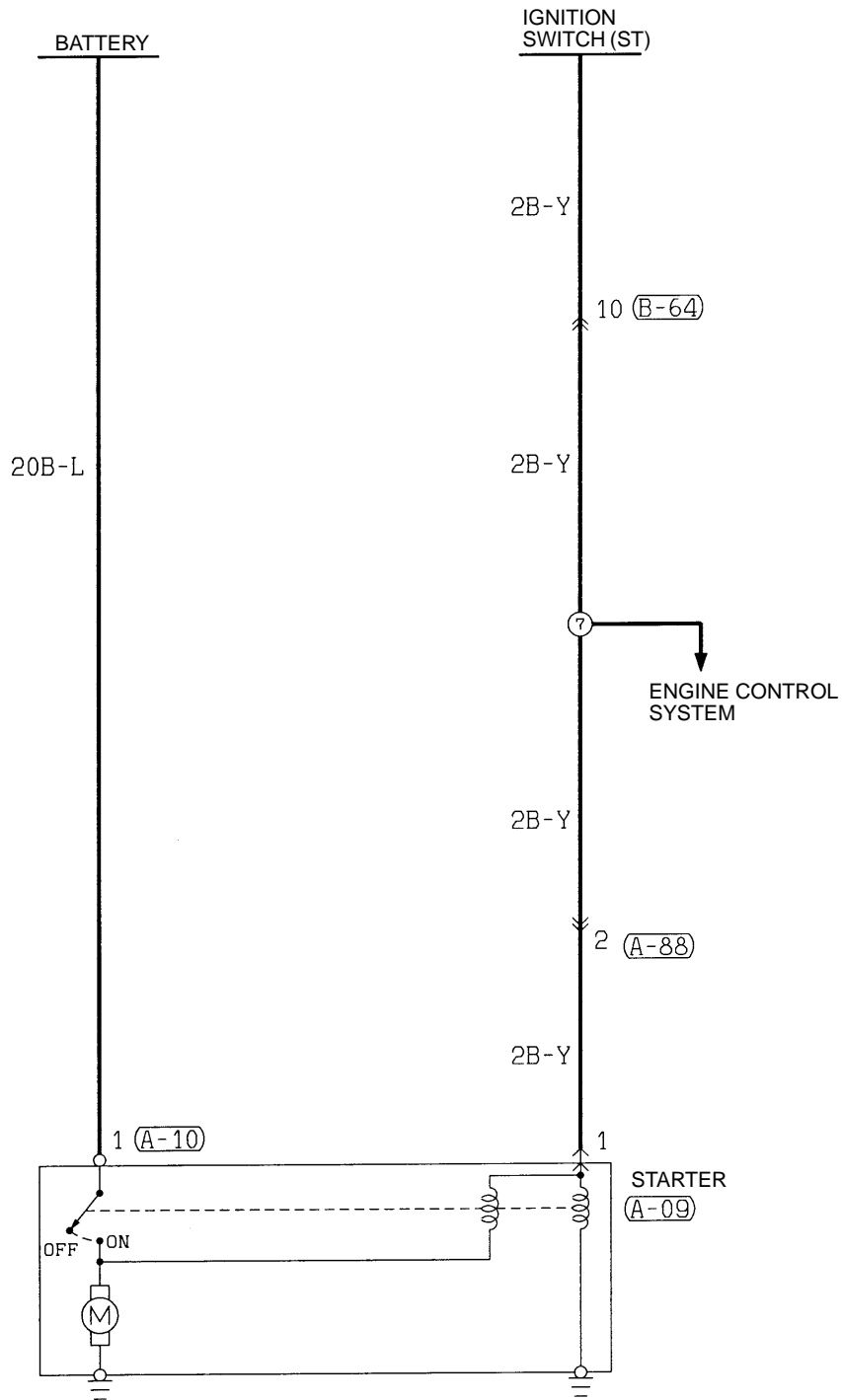
POWER DISTRIBUTION SYSTEM (CONTINUED)



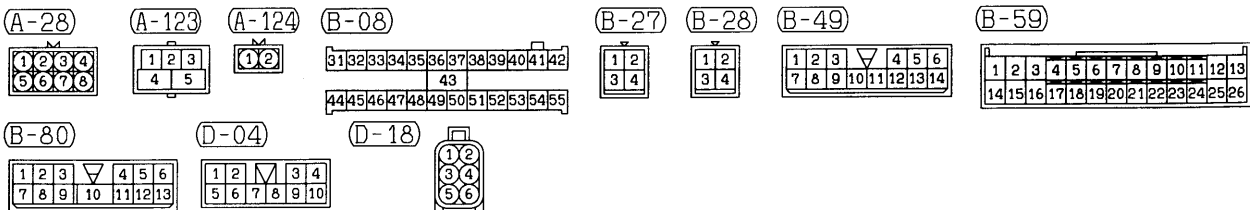
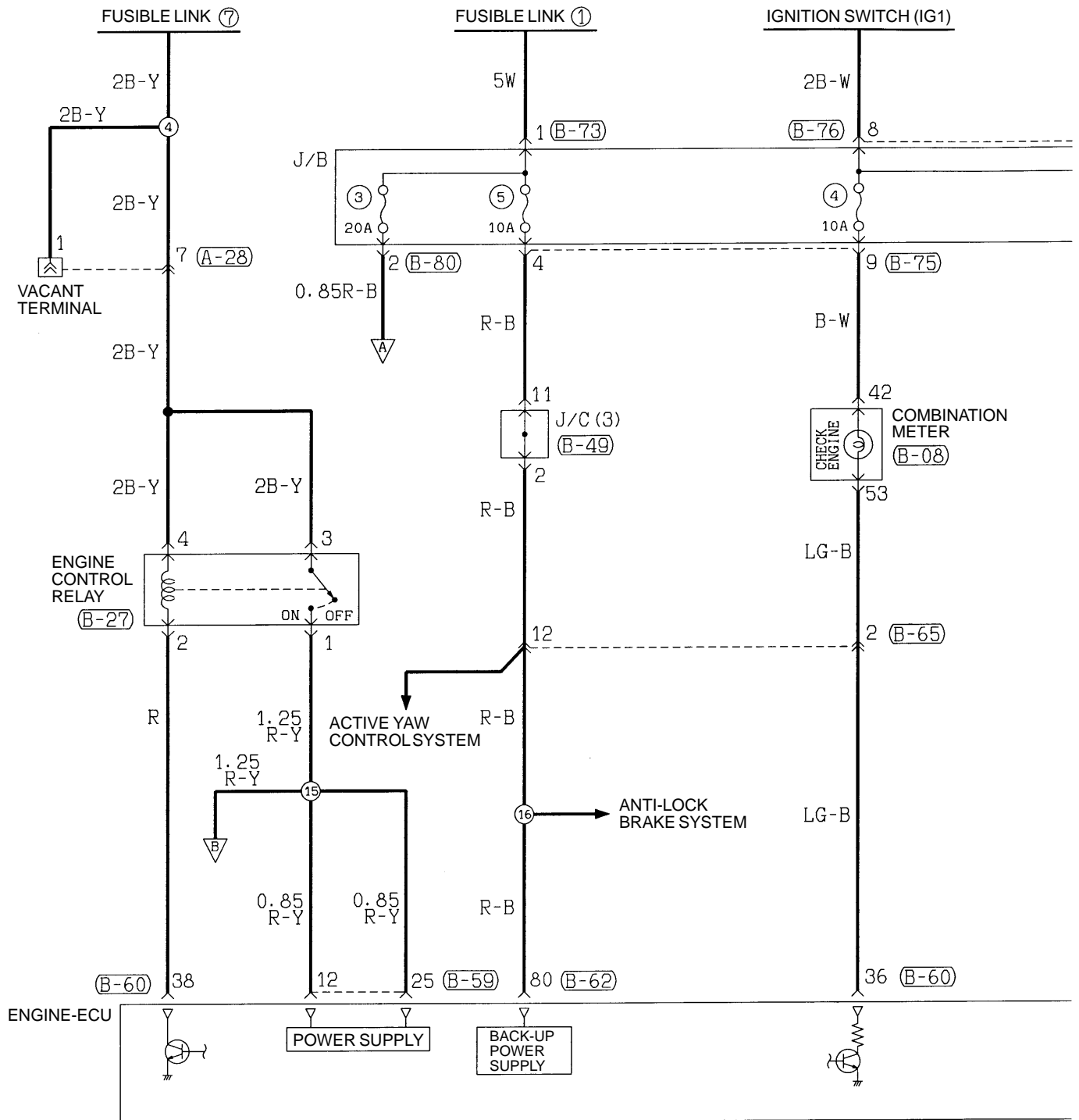
(B-73) (B-76)

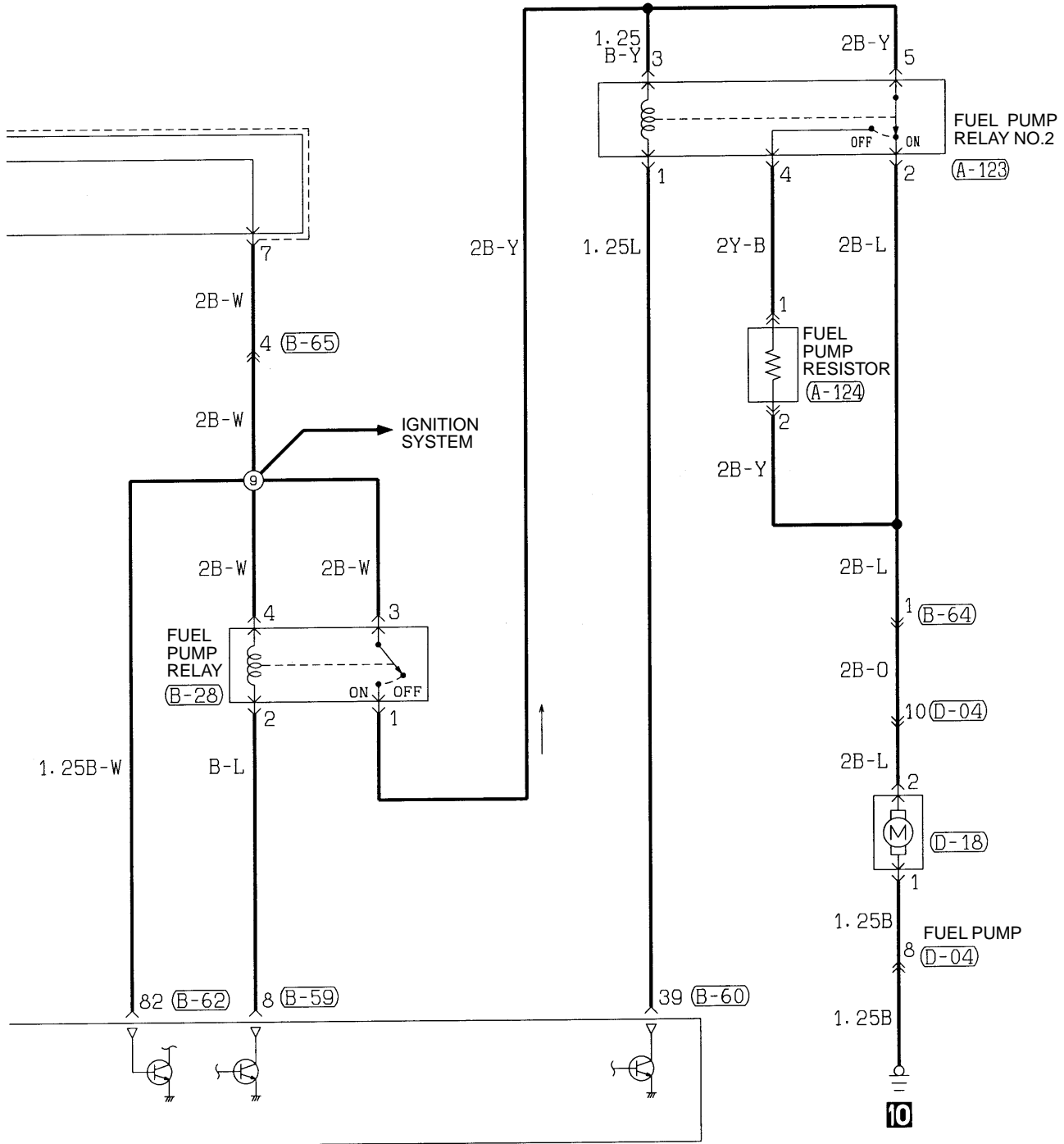


STARTING SYSTEM



ENGINE CONTROL SYSTEM





(B-60)

| | | | | | | | |
|----|----|----|----|----|----|----|----|
| 31 | 32 | 33 | 34 | 35 | 36 | 37 | 38 |
| 39 | 40 | 41 | 42 | 43 | 44 | 45 | 46 |

(B-62)

| | | | | | | | | | | |
|----|----|----|----|----|----|----|----|----|----|----|
| 71 | 72 | 73 | 74 | 75 | 76 | 77 | 78 | 79 | 80 | 81 |
| 82 | 83 | 84 | 85 | 86 | 87 | 88 | 89 | 90 | 91 | 92 |

(B-64)

| | | | | | | |
|---|---|---|----|----|----|----|
| 1 | 2 | 3 | 4 | 5 | 6 | |
| 7 | 8 | 9 | 10 | 11 | 12 | 13 |

(B-65)

| | | | | | | | | |
|---|---|----|----|----|----|----|----|----|
| 1 | 2 | 3 | 4 | 5 | 6 | 7 | | |
| 8 | 9 | 10 | 11 | 12 | 13 | 14 | 15 | 16 |

(B-73)

| |
|---|
| 1 |
|---|

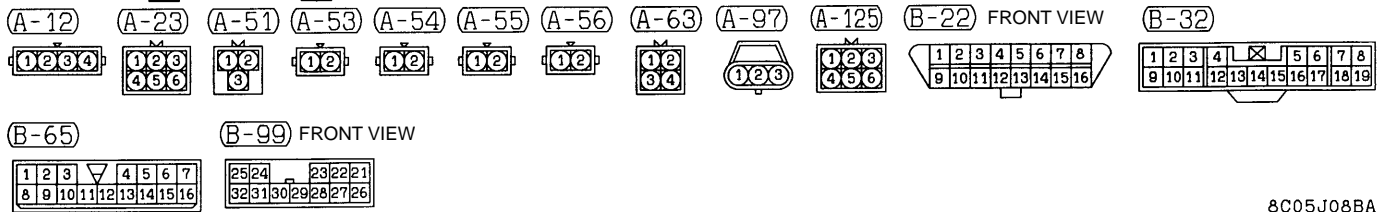
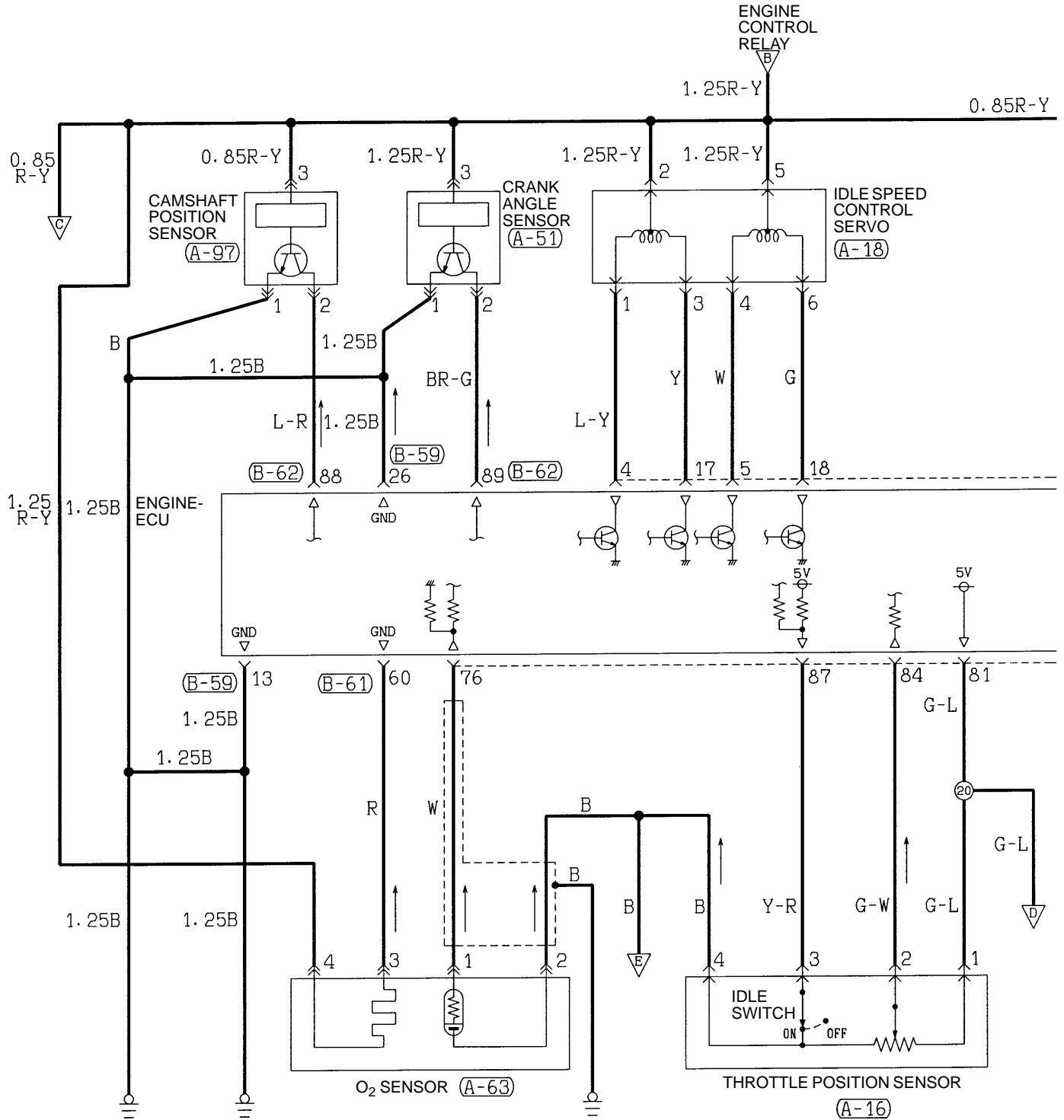
(B-75)

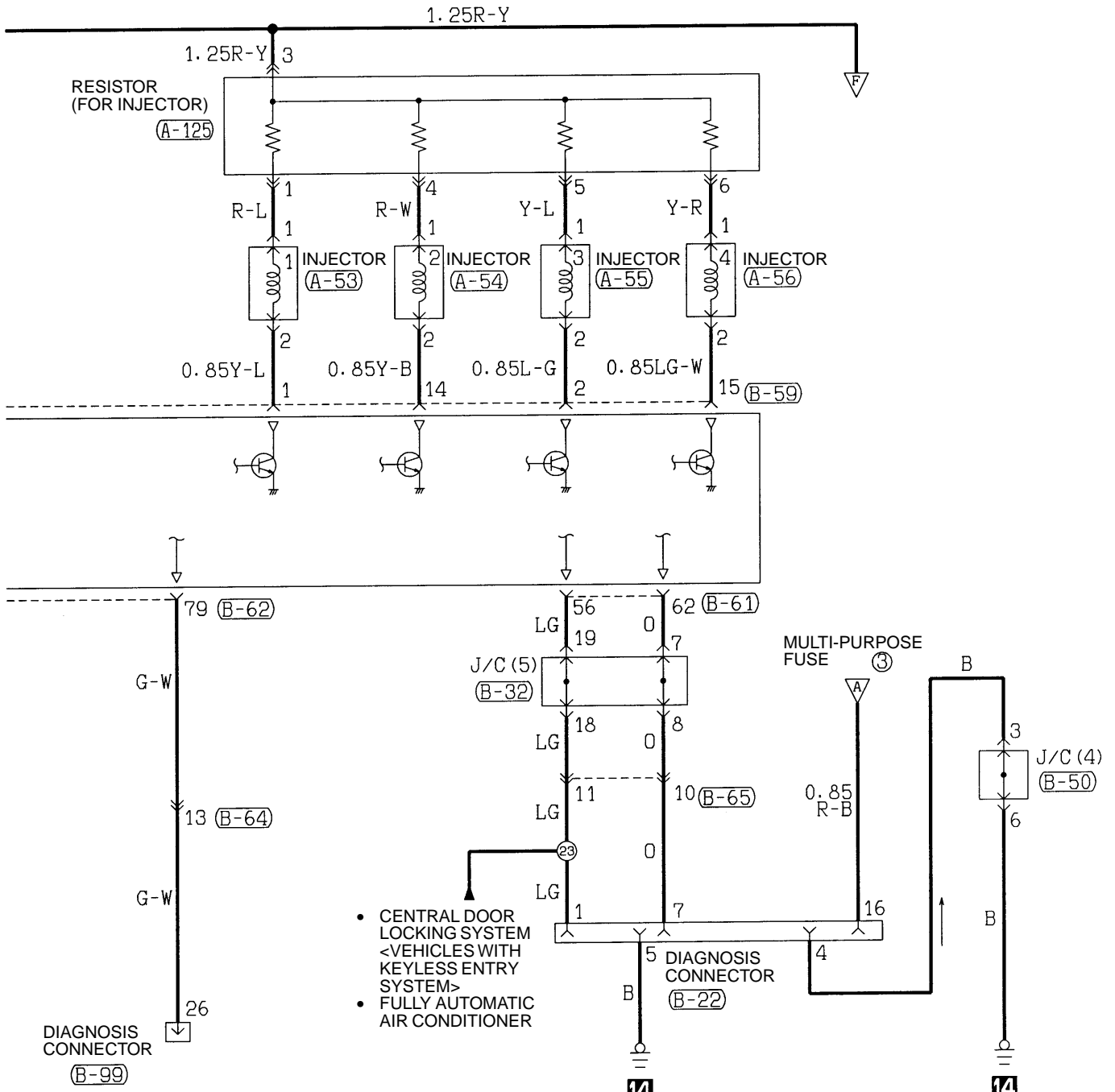
| | | | | | | | | |
|---|---|----|----|----|----|----|----|----|
| 1 | 2 | 3 | 4 | 5 | 6 | 7 | | |
| 8 | 9 | 10 | 11 | 12 | 13 | 14 | 15 | 16 |

(B-76)

| | | | |
|---|---|---|---|
| 1 | 2 | 3 | 4 |
| 5 | 6 | 7 | 8 |

ENGINE CONTROL SYSTEM (CONTINUED)





- CENTRAL DOOR LOCKING SYSTEM <VEHICLES WITH KEYLESS ENTRY SYSTEM>
- FULLY AUTOMATIC AIR CONDITIONER

(B-50)

| | | | | | | | | | | | | |
|----|----|----|----|----|----|----|----|----|----|----|----|----|
| 1 | 2 | 3 | 4 | 5 | 6 | 7 | 8 | 9 | 10 | 11 | 12 | 13 |
| 14 | 15 | 16 | 17 | 18 | 19 | 20 | 21 | 22 | 23 | 24 | 25 | 26 |

(B-59)

| | | | | | | | | | | | | |
|----|----|----|----|----|----|----|----|----|----|----|----|----|
| 1 | 2 | 3 | 4 | 5 | 6 | 7 | 8 | 9 | 10 | 11 | 12 | 13 |
| 14 | 15 | 16 | 17 | 18 | 19 | 20 | 21 | 22 | 23 | 24 | 25 | 26 |

(B-61)

| | | | | | |
|----|----|----|----|----|----|
| 51 | 52 | 53 | 54 | 55 | 56 |
| 57 | 58 | 59 | 60 | 61 | 62 |

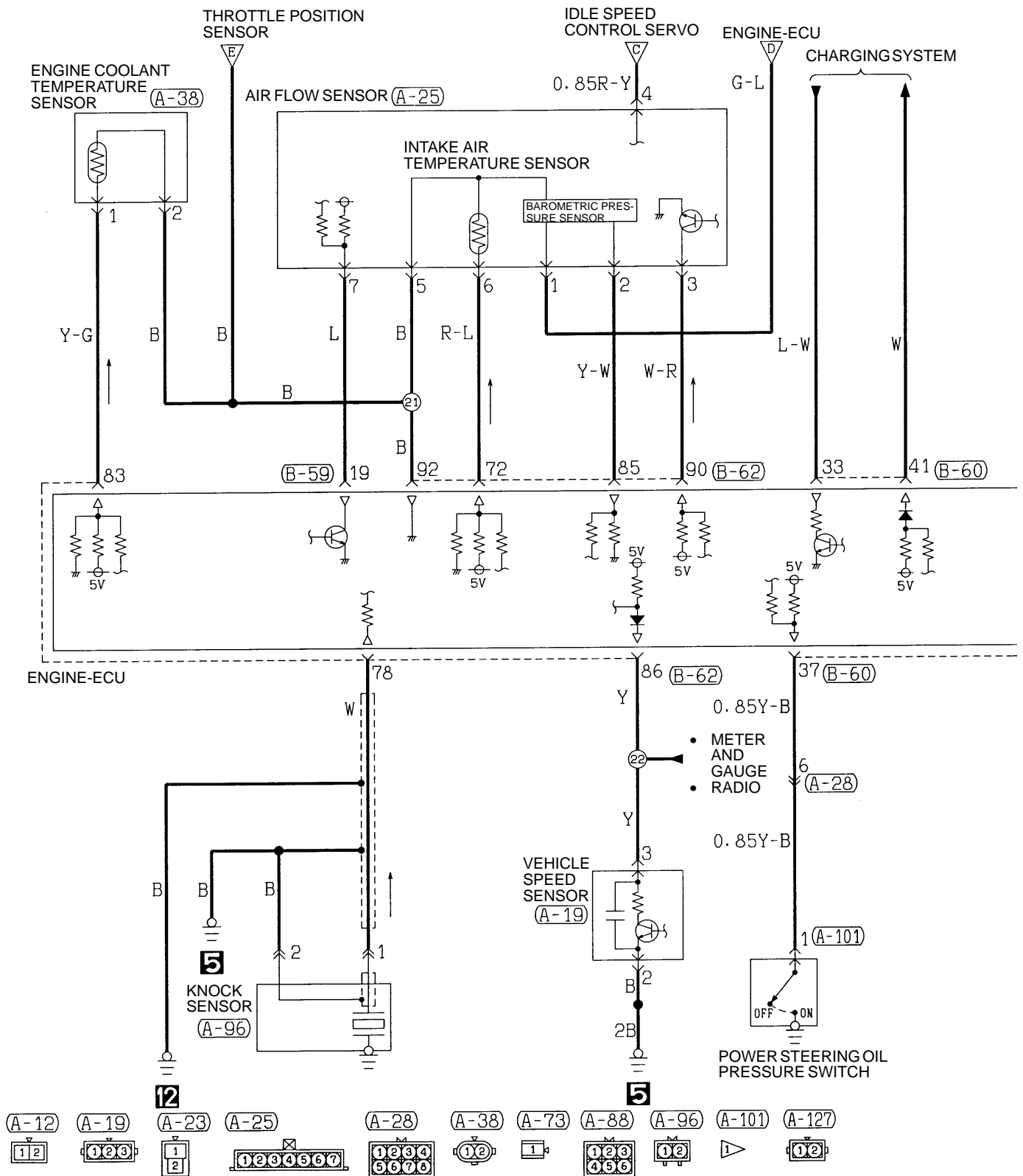
(B-62)

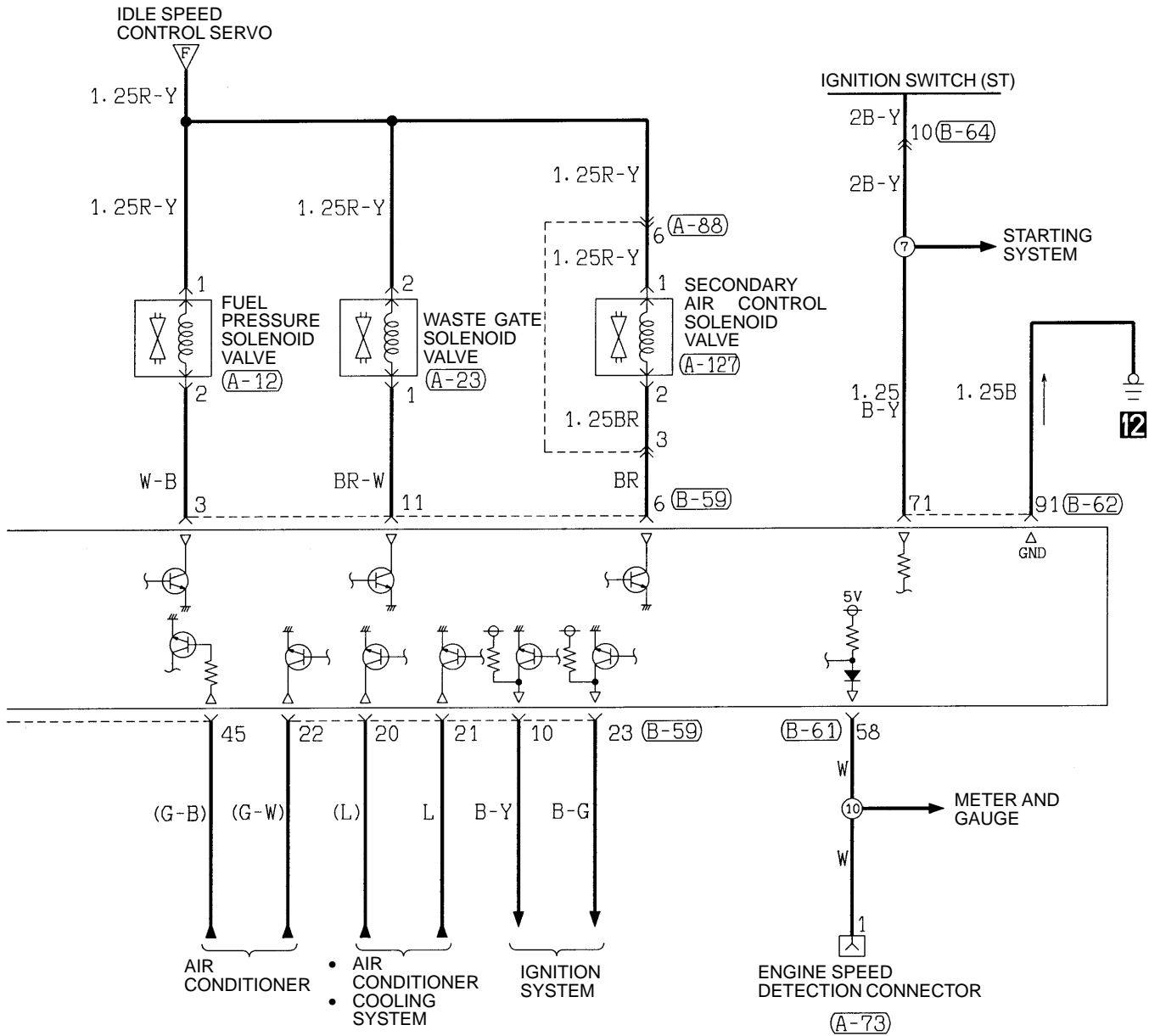
| | | | | | | | | | | |
|----|----|----|----|----|----|----|----|----|----|----|
| 71 | 72 | 73 | 74 | 75 | 76 | 77 | 78 | 79 | 80 | 81 |
| 82 | 83 | 84 | 85 | 86 | 87 | 88 | 89 | 90 | 91 | 92 |

(B-64)

| | | | | | | |
|---|---|---|----|----|----|----|
| 1 | 2 | 3 | ▽ | 4 | 5 | 6 |
| 7 | 8 | 9 | 10 | 11 | 12 | 13 |

ENGINE CONTROL SYSTEM (CONTINUED)





(B-59)

| | | | | | | | | | | | | |
|----|----|----|----|----|----|----|----|----|----|----|----|----|
| 1 | 2 | 3 | 4 | 5 | 6 | 7 | 8 | 9 | 10 | 11 | 12 | 13 |
| 14 | 15 | 16 | 17 | 18 | 19 | 20 | 21 | 22 | 23 | 24 | 25 | 26 |

(B-60)

| | | | | | | | |
|----|----|----|----|----|----|----|----|
| 31 | 32 | 33 | 34 | 35 | 36 | 37 | 38 |
| 39 | 40 | 41 | 42 | 43 | 44 | 45 | 46 |

(B-61)

| | | | | | |
|----|----|----|----|----|----|
| 51 | 52 | 53 | 54 | 55 | 56 |
| 57 | 58 | 59 | 60 | 61 | 62 |

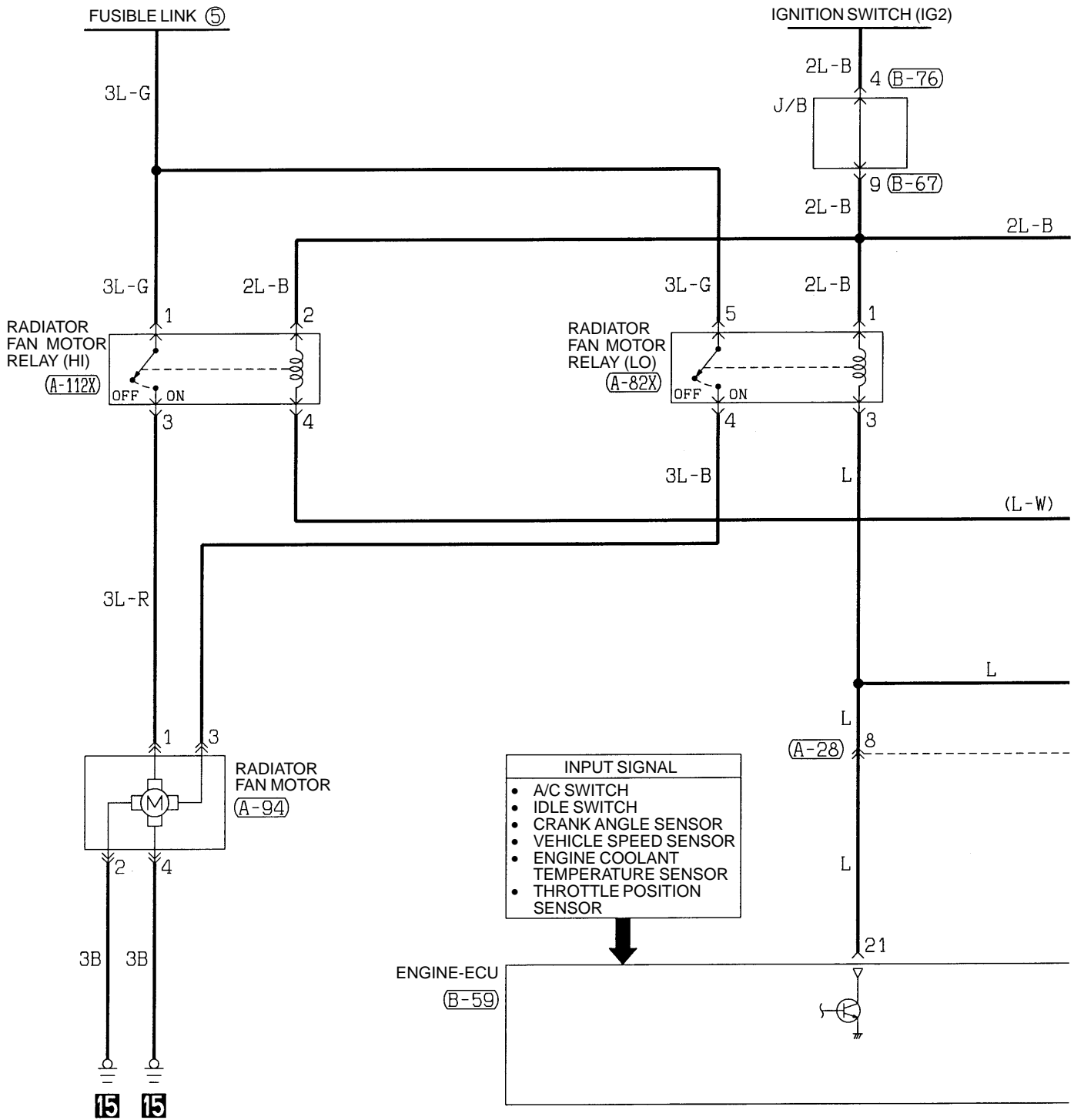
(B-62)

| | | | | | | | | | | |
|----|----|----|----|----|----|----|----|----|----|----|
| 71 | 72 | 73 | 74 | 75 | 76 | 77 | 78 | 79 | 80 | 81 |
| 82 | 83 | 84 | 85 | 86 | 87 | 88 | 89 | 90 | 91 | 92 |

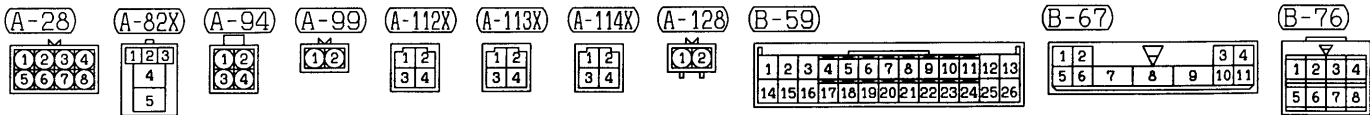
(B-64)

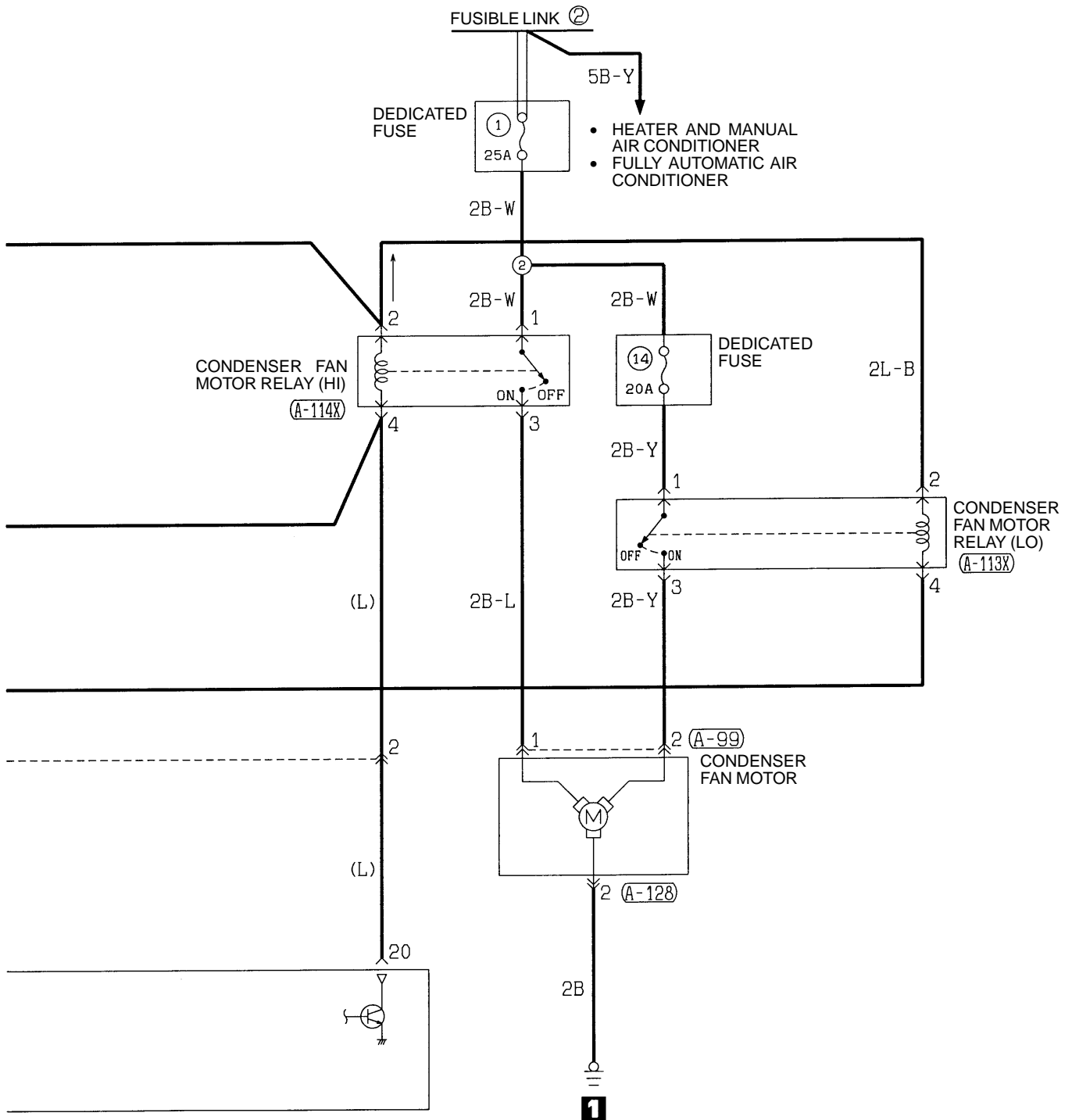
| | | | | | | |
|---|---|---|----|----|----|----|
| 1 | 2 | 3 | 4 | 5 | 6 | |
| 7 | 8 | 9 | 10 | 11 | 12 | 13 |

COOLING SYSTEM

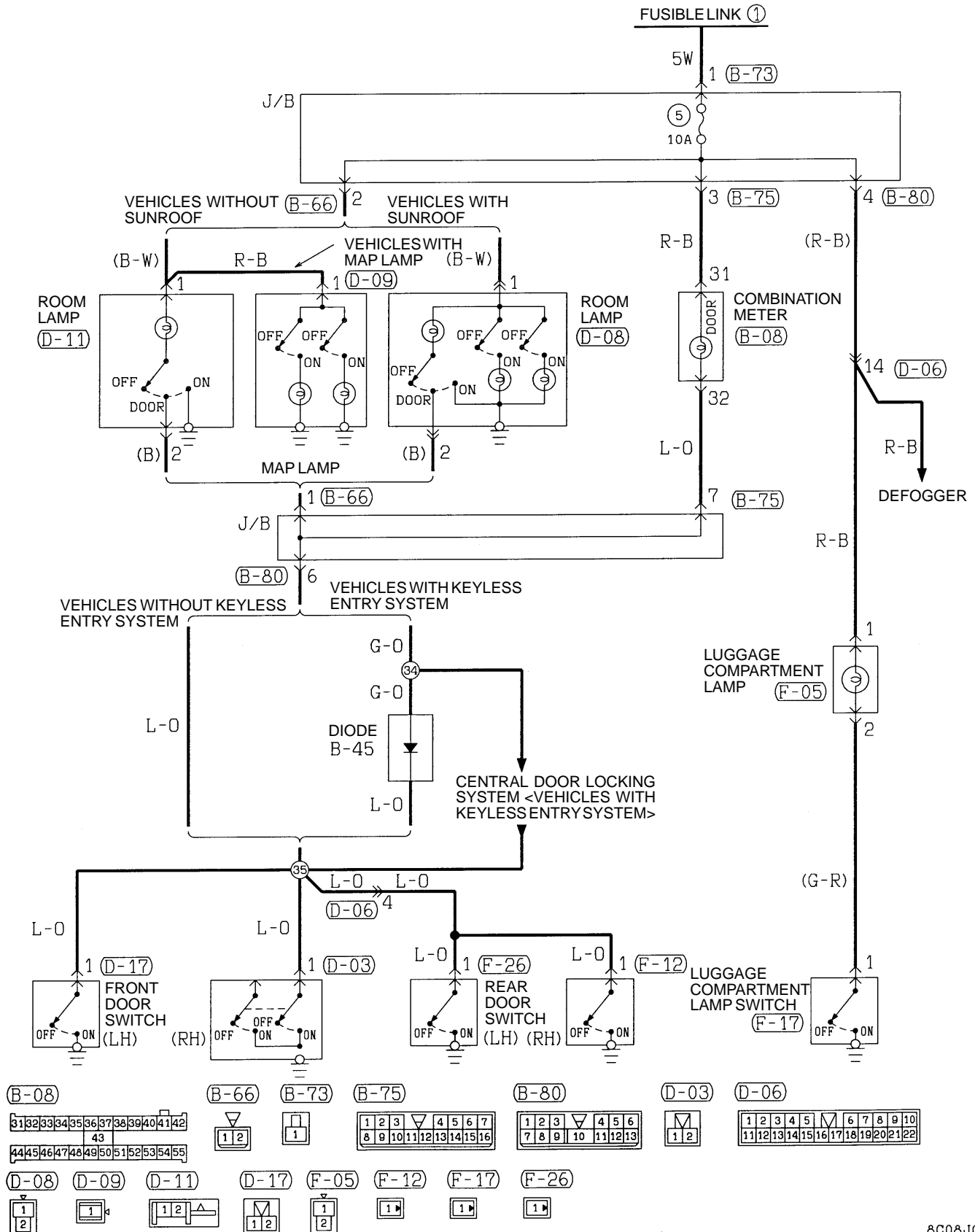


- INPUT SIGNAL
- A/C SWITCH
 - IDLE SWITCH
 - CRANK ANGLE SENSOR
 - VEHICLE SPEED SENSOR
 - ENGINE COOLANT TEMPERATURE SENSOR
 - THROTTLE POSITION SENSOR



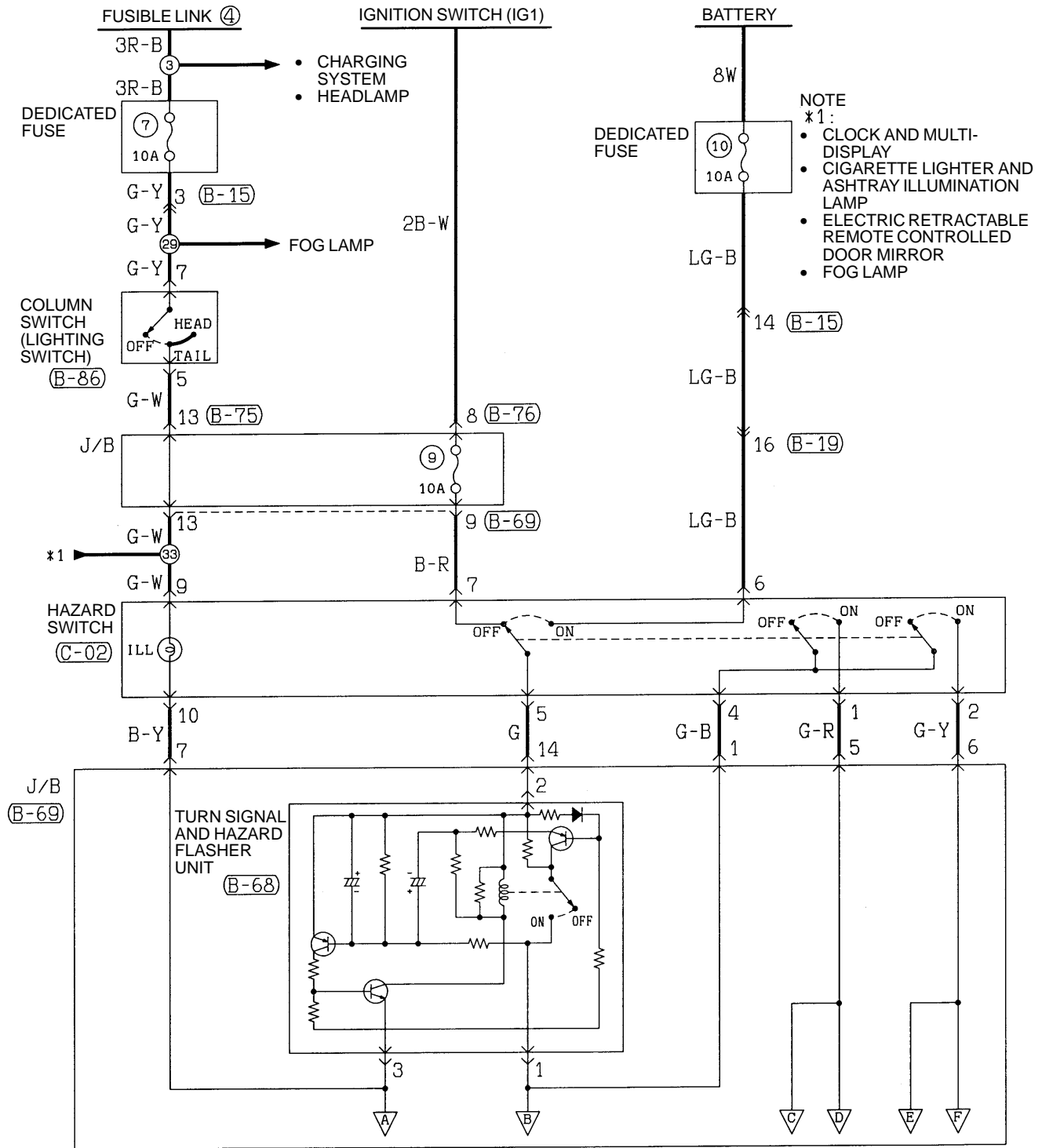


ROOM LAMP AND LUGGAGE COMPARTMENT LAMP

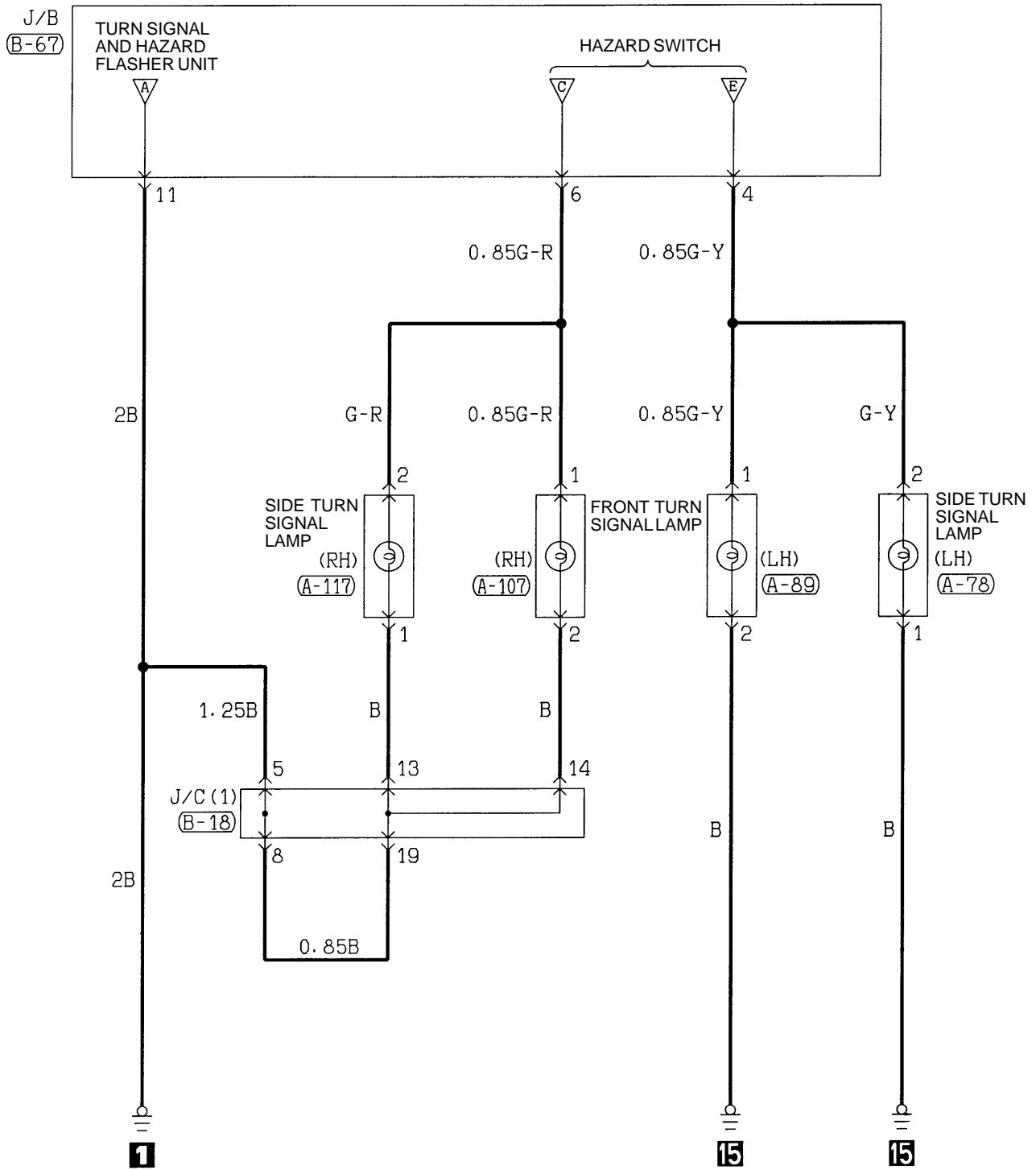


NOTES

TURN-SIGNAL LAMP AND HAZARD LAMP



| | | | | | | | |
|--------|--------|---------|---------|--|---|--|-------------------------|
| (A-78) | (A-89) | (A-107) | (A-117) | (B-15) | (B-18) | (B-19) | (B-67) |
| ①② | ①② | ①② | ①② | 1 2 3 4 5 6 7 8 9 10 11 12 13 14 15 16 17 18 19 20 | 1 2 3 4 5 6 7 8 9 10 11 12 13 14 15 16 17 18 19 | 1 2 3 4 5 6 7 8 9 10 11 12 13 14 15 16 17 18 19 20 21 22 | 1 2 3 4 5 6 7 8 9 10 11 |



(B-68)

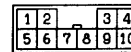
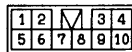
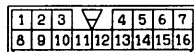
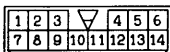
(B-69)

(B-75)

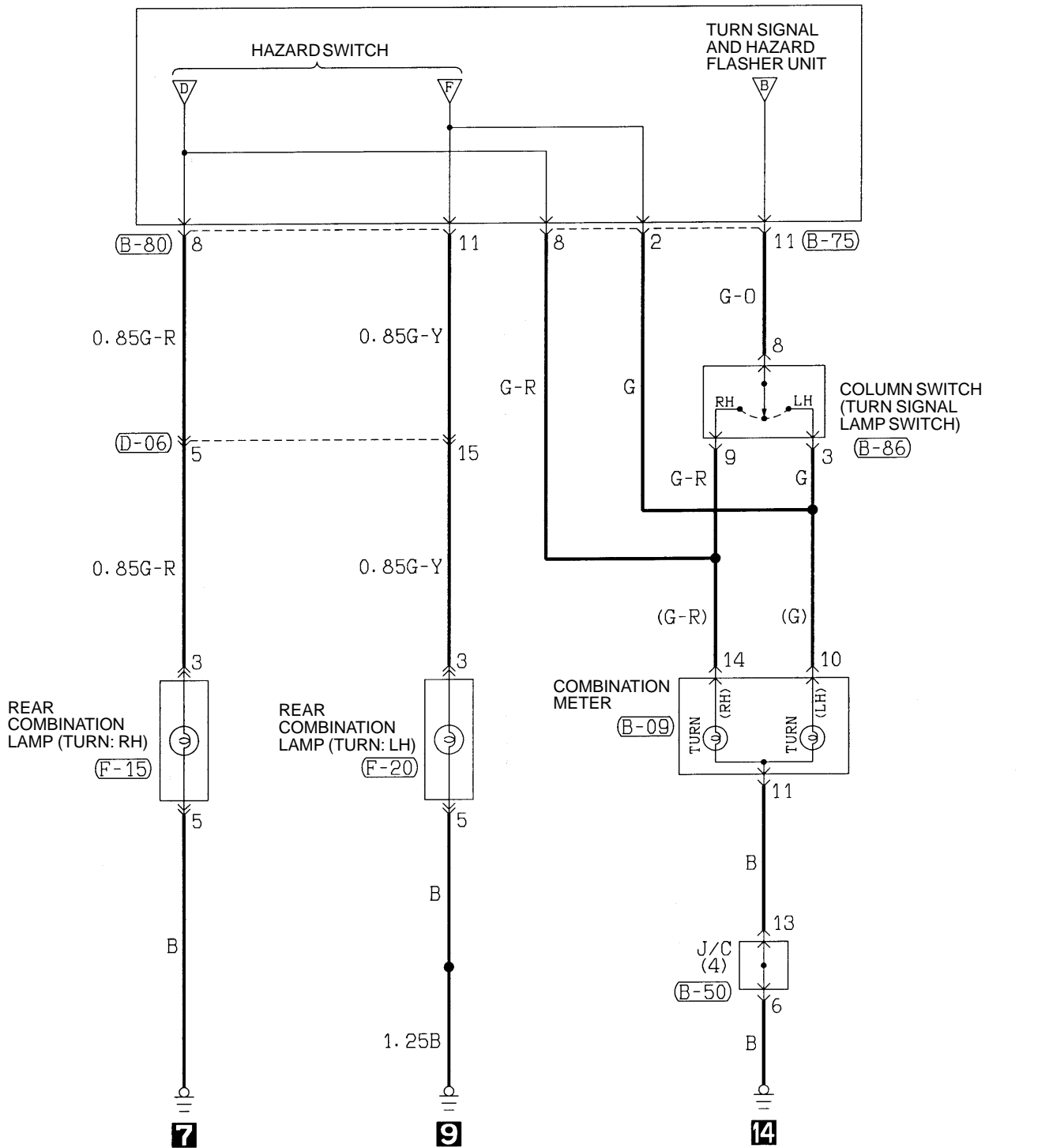
(B-76)

(B-86)

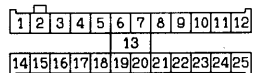
(C-02)



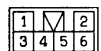
TURN-SIGNAL LAMP AND HAZARD LAMP (CONTINUED)



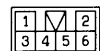
(B-09)



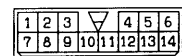
(F-15)



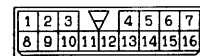
(F-20)



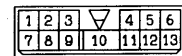
(B-50)



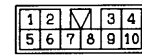
(B-75)



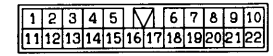
(B-80)



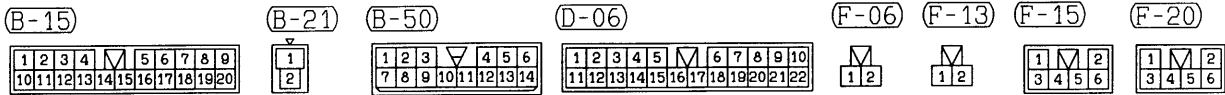
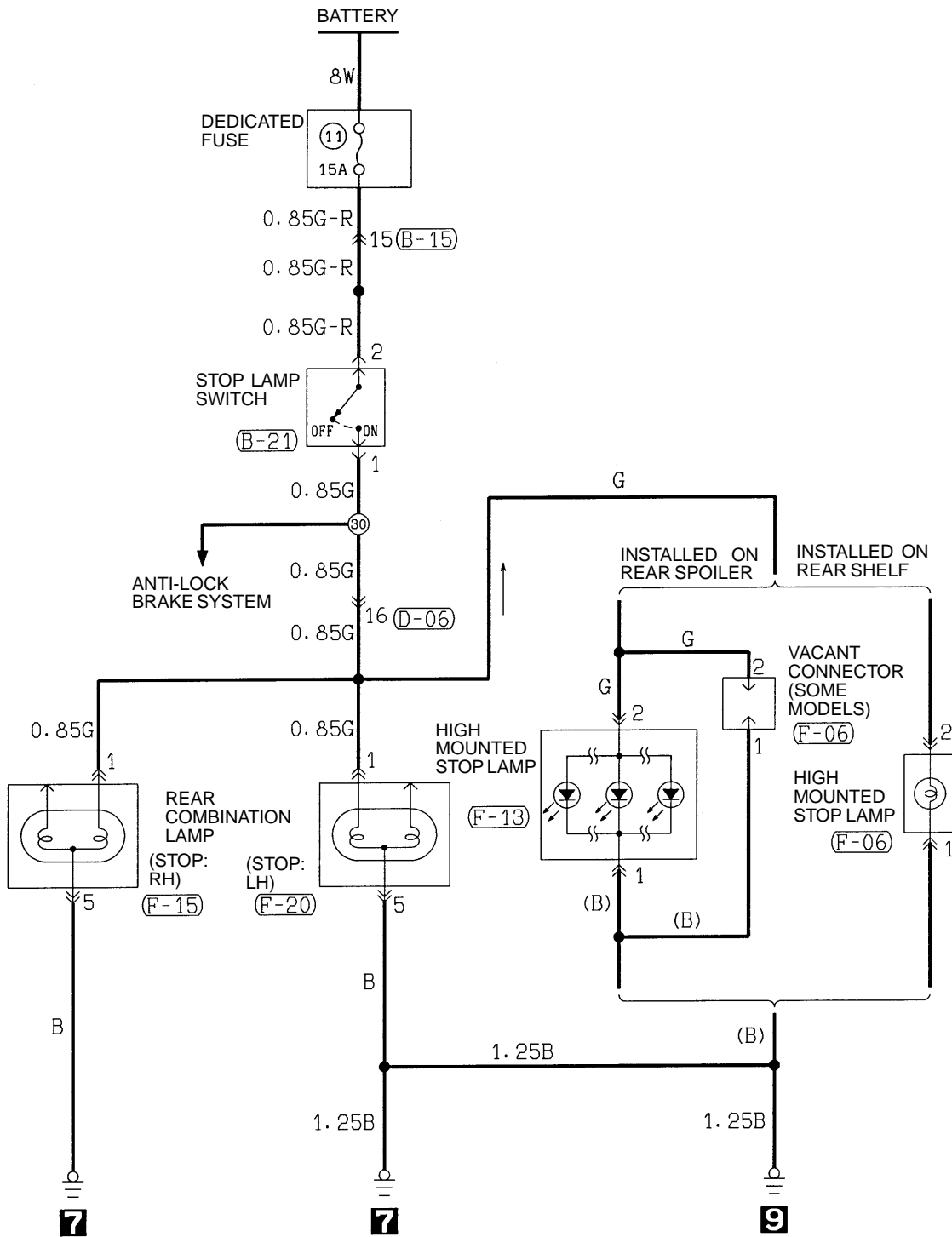
(B-86)



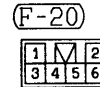
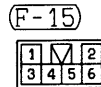
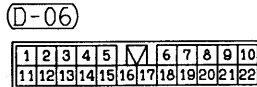
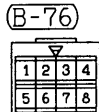
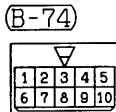
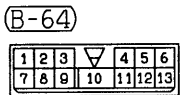
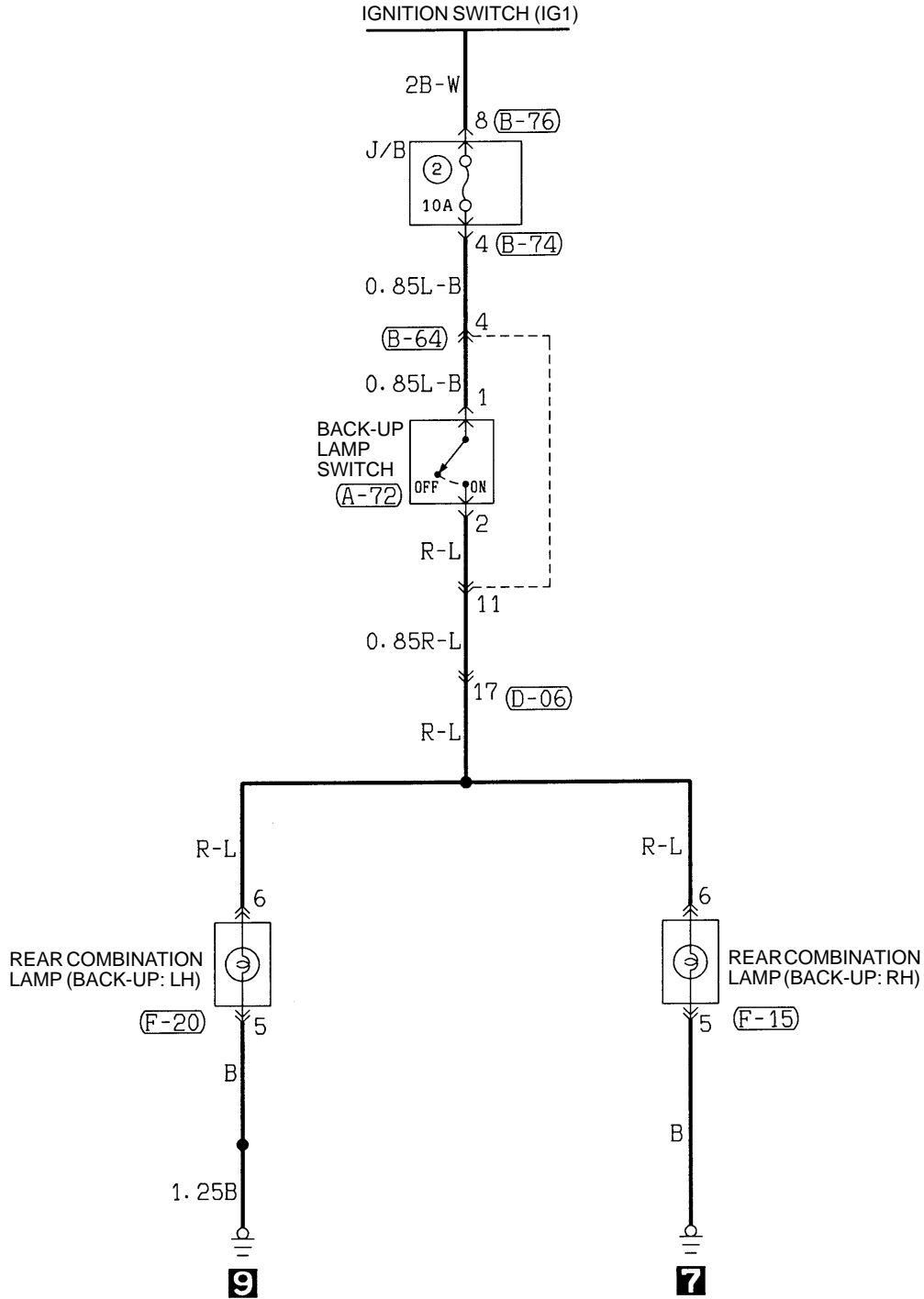
(D-06)



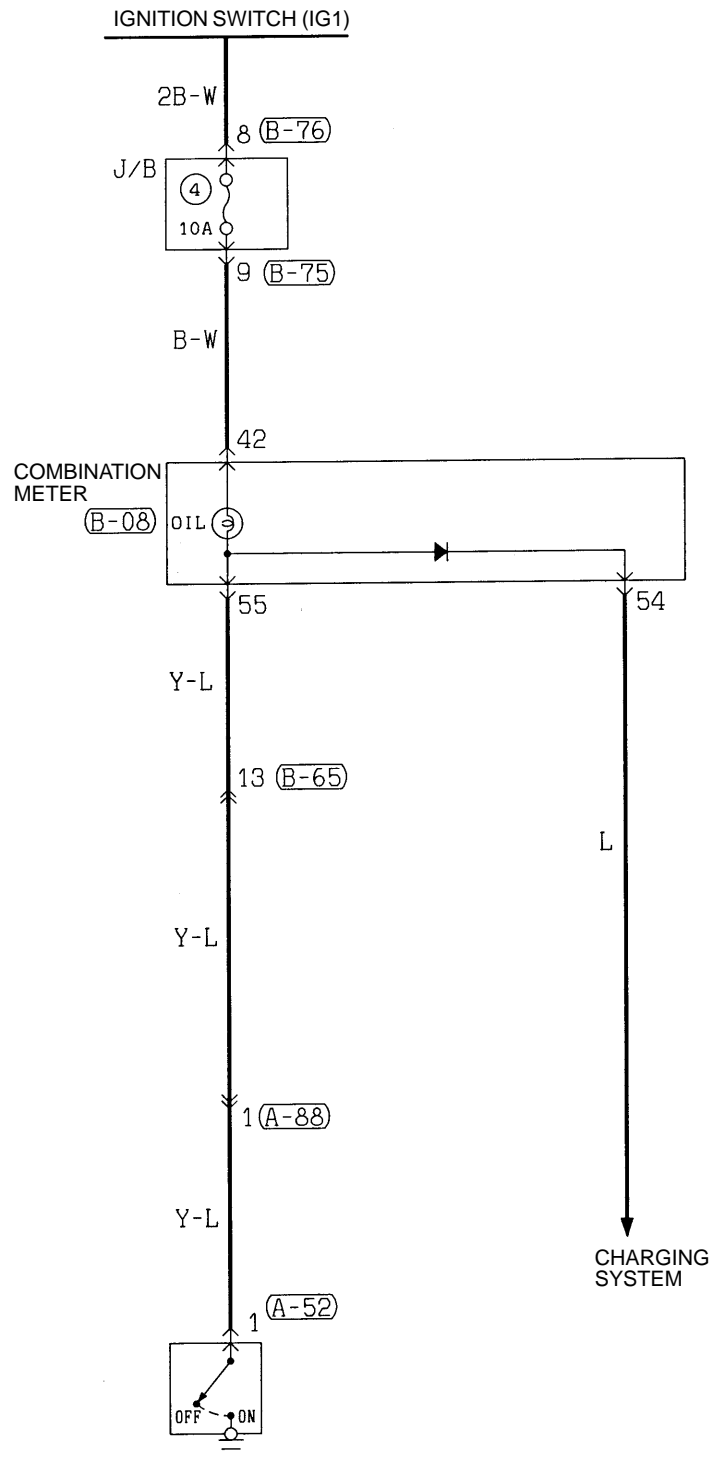
STOP LAMP



BACK-UP LAMP



OIL PRESSURE WARNING LAMP



(A-52)

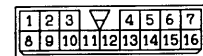
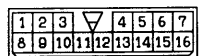
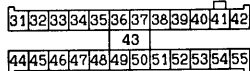
(A-88)

(B-08)

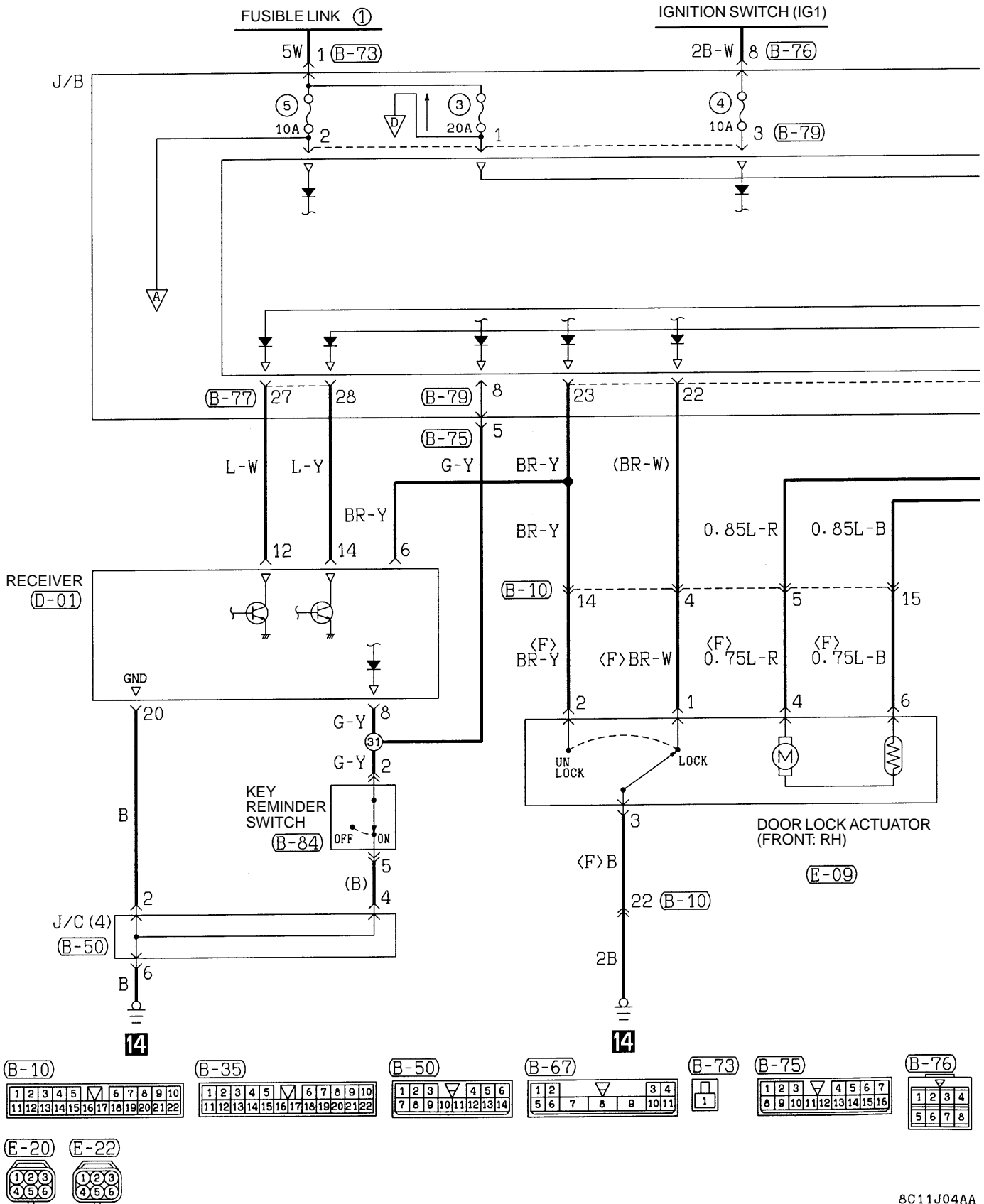
(B-65)

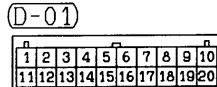
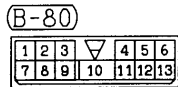
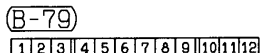
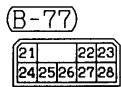
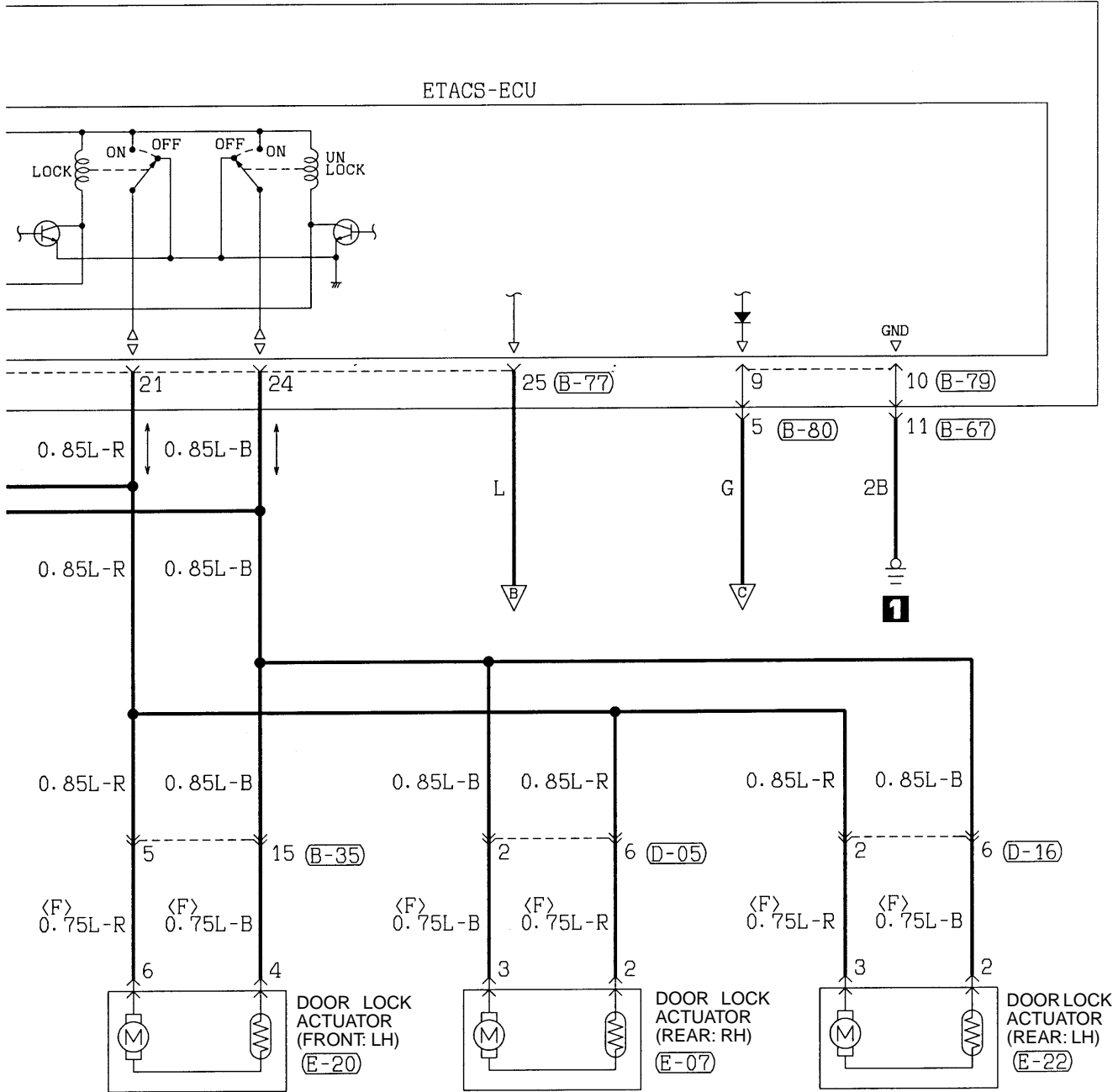
(B-75)

(B-76)

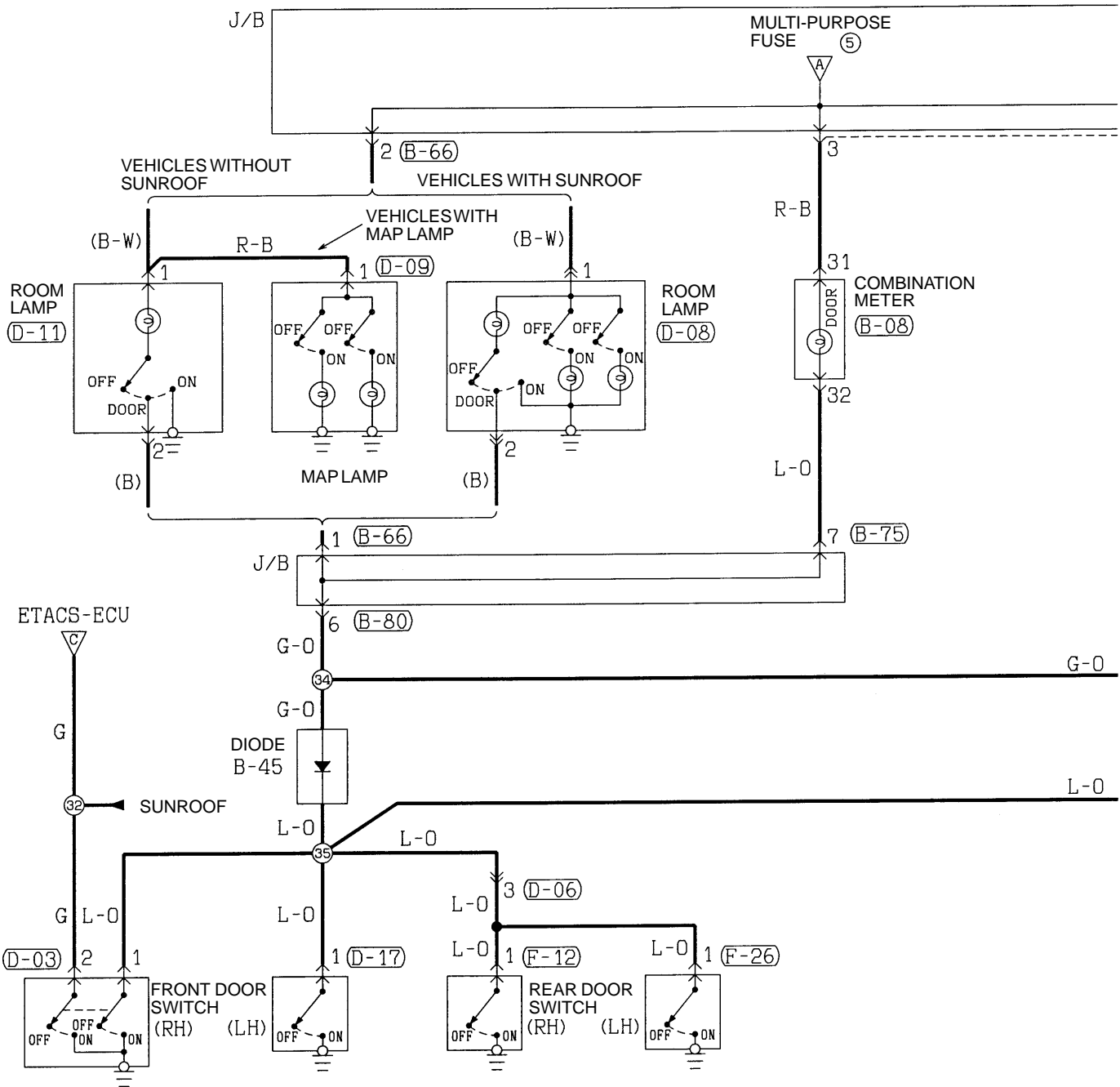


CENTRAL DOOR LOCKING SYSTEM <VEHICLES WITH KEYLESS ENTRY SYSTEM>





CENTRAL DOOR LOCKING SYSTEM <VEHICLES WITH KEYLESS ENTRY SYSTEM> (CONTINUED)



(B-08)

| | | | | | | | | | | | |
|----|----|----|----|----|----|----|----|----|----|----|----|
| 31 | 32 | 33 | 34 | 35 | 36 | 37 | 38 | 39 | 40 | 41 | 42 |
| | | | | 43 | | | | | | | |
| 44 | 45 | 46 | 47 | 48 | 49 | 50 | 51 | 52 | 53 | 54 | 55 |

(B-22) FRONT VIEW

| | | | | | | | |
|---|----|----|----|----|----|----|----|
| 1 | 2 | 3 | 4 | 5 | 6 | 7 | 8 |
| 9 | 10 | 11 | 12 | 13 | 14 | 15 | 16 |

(B-49)

| | | | | | |
|----|----|---|----|----|----|
| 1 | 2 | 3 | 4 | 5 | 6 |
| 7 | 8 | 9 | 10 | 11 | 12 |
| 13 | 14 | | | | |

(B-50)

| | | | | | |
|----|----|---|----|----|----|
| 1 | 2 | 3 | 4 | 5 | 6 |
| 7 | 8 | 9 | 10 | 11 | 12 |
| 13 | 14 | | | | |

(B-66)

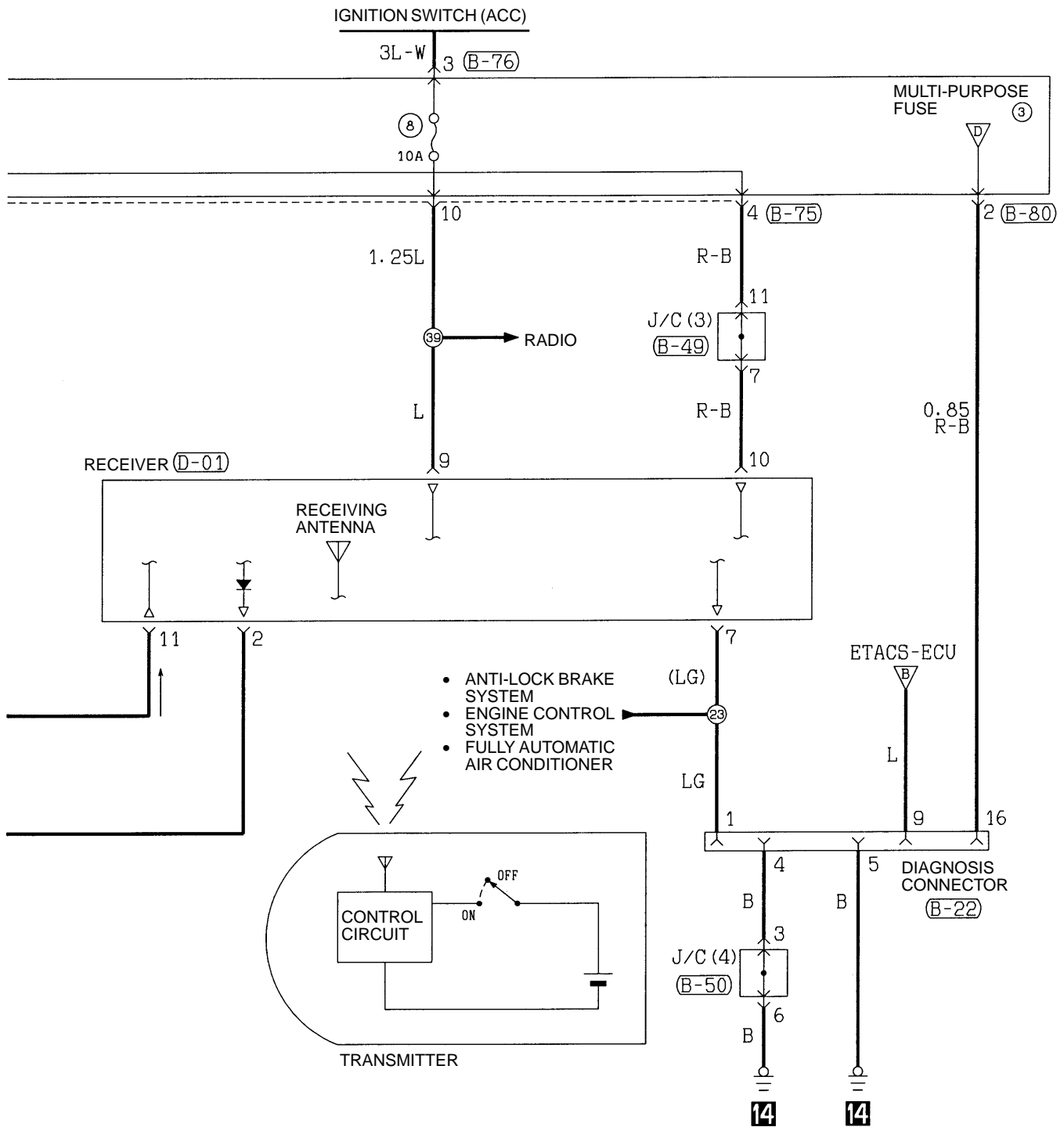
| | |
|---|---|
| 1 | 2 |
|---|---|

(B-75)

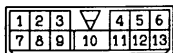
| | | | | | | |
|----|----|----|----|----|----|----|
| 1 | 2 | 3 | 4 | 5 | 6 | 7 |
| 8 | 9 | 10 | 11 | 12 | 13 | 14 |
| 15 | 16 | | | | | |

(B-76)

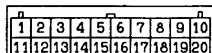
| | | | |
|---|---|---|---|
| 1 | 2 | 3 | 4 |
| 5 | 6 | 7 | 8 |



(B-80)



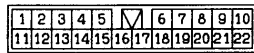
(D-01)



(D-03)



(D-06)



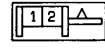
(D-08)



(D-09)



(D-11)



(D-17)



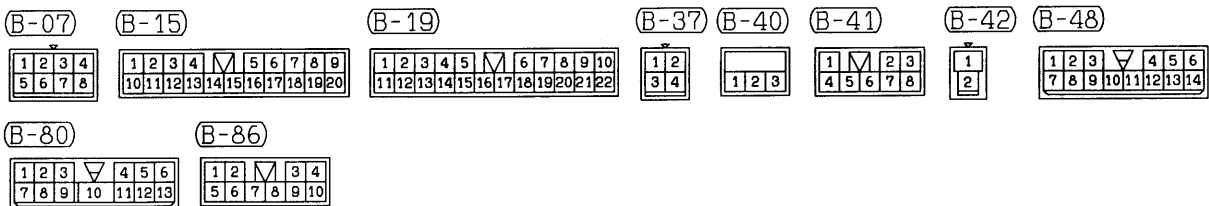
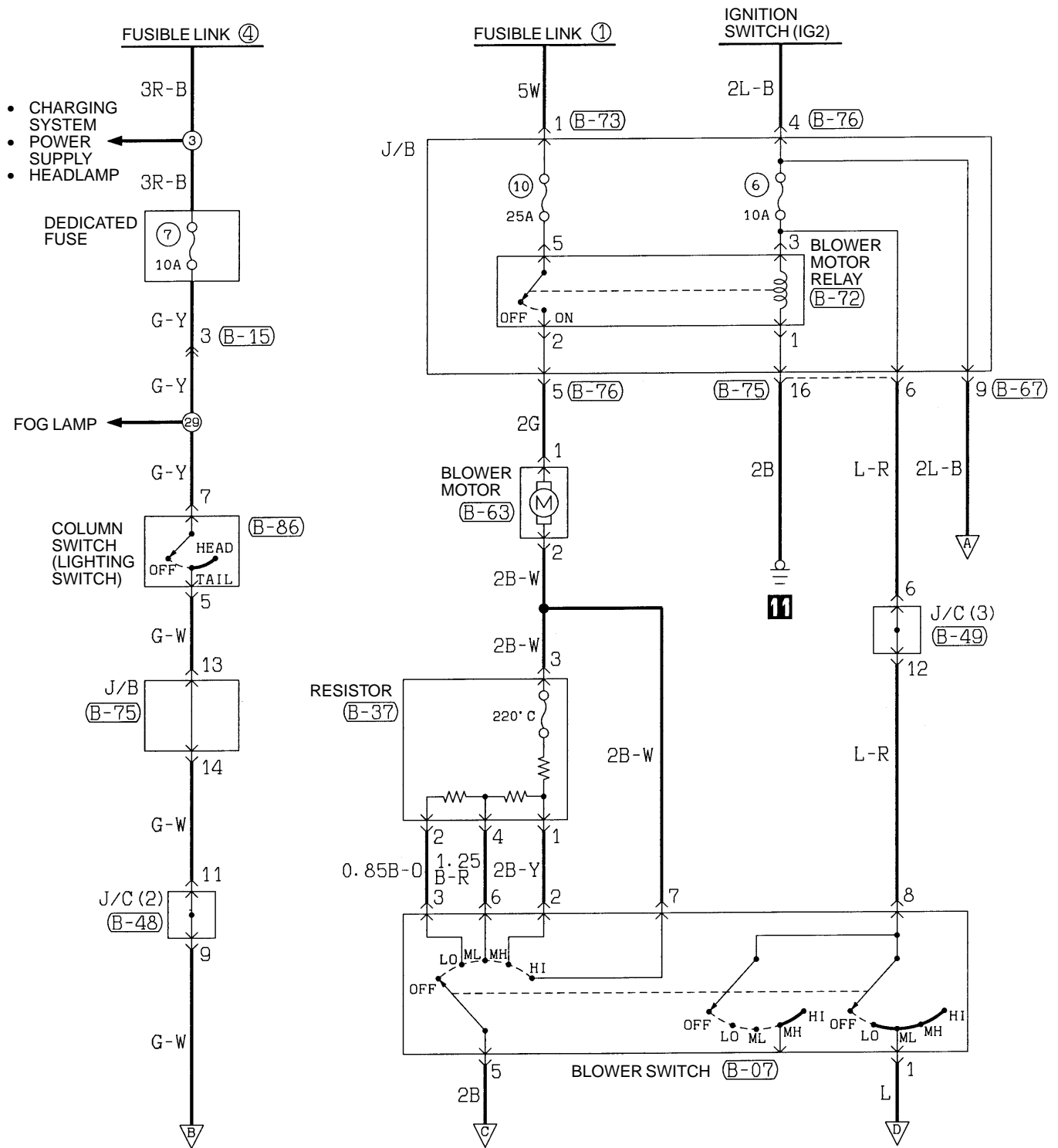
(F-12)

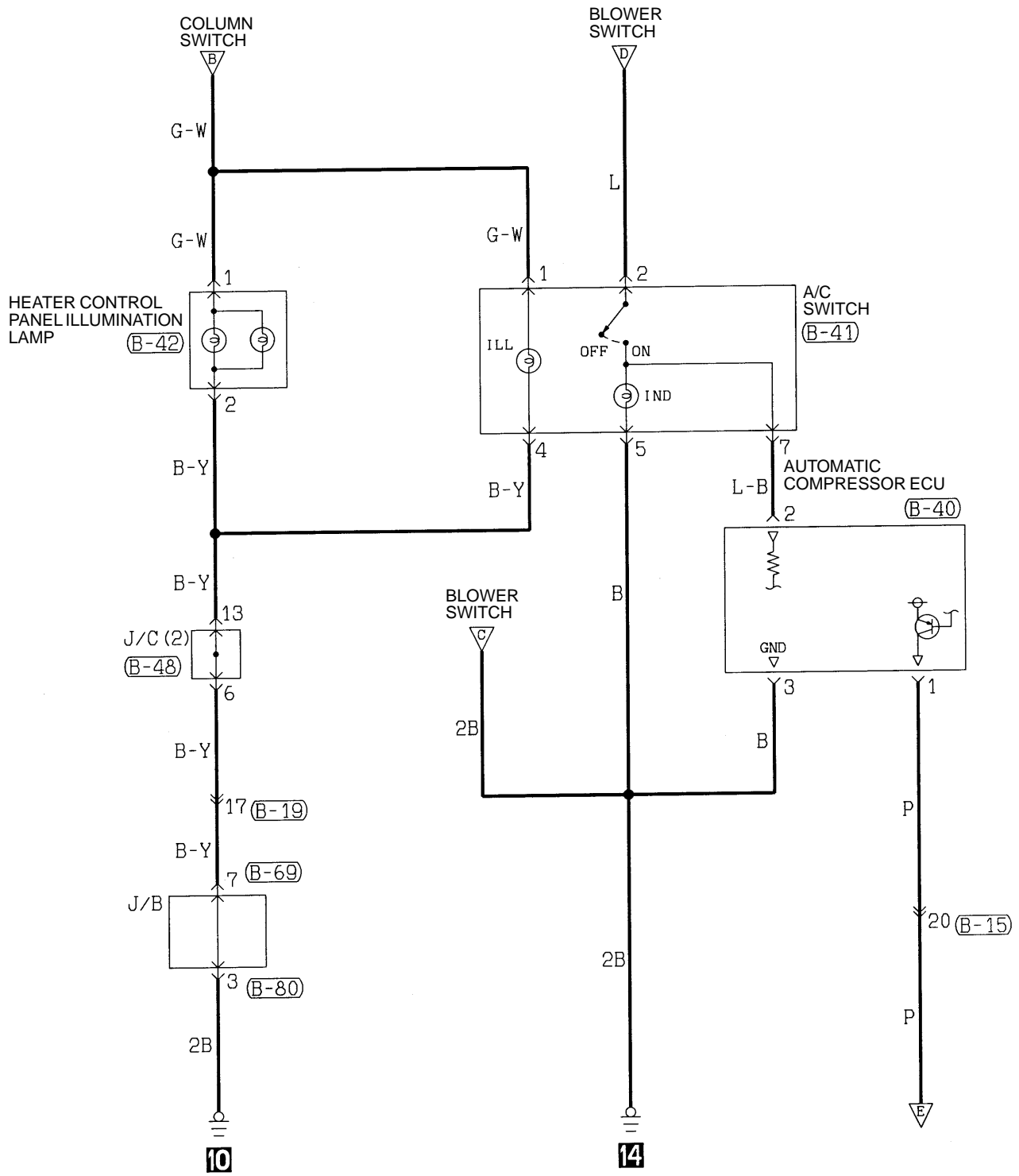


(F-26)



HEATER AND MANUAL AIR CONDITIONER





- (B-49)

| | | | | | | | |
|---|---|---|----|----|----|----|----|
| 1 | 2 | 3 | ▽ | 4 | 5 | 6 | |
| 7 | 8 | 9 | 10 | 11 | 12 | 13 | 14 |
- (B-63)

| |
|---|
| 1 |
| 2 |
- (B-67)

| | | | | | | | |
|---|---|---|----|----|----|----|----|
| 1 | 2 | 3 | ▽ | 4 | 5 | 6 | |
| 7 | 8 | 9 | 10 | 11 | 12 | 13 | 14 |
- (B-69)

| | | | | | | | |
|---|---|---|----|----|----|----|----|
| 1 | 2 | 3 | ▽ | 4 | 5 | 6 | |
| 7 | 8 | 9 | 10 | 11 | 12 | 13 | 14 |
- (B-72)

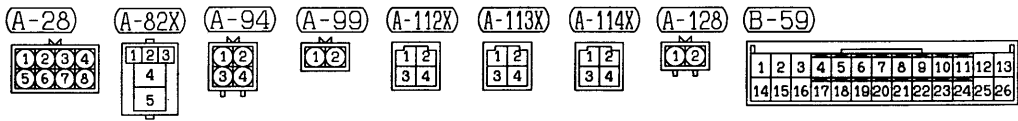
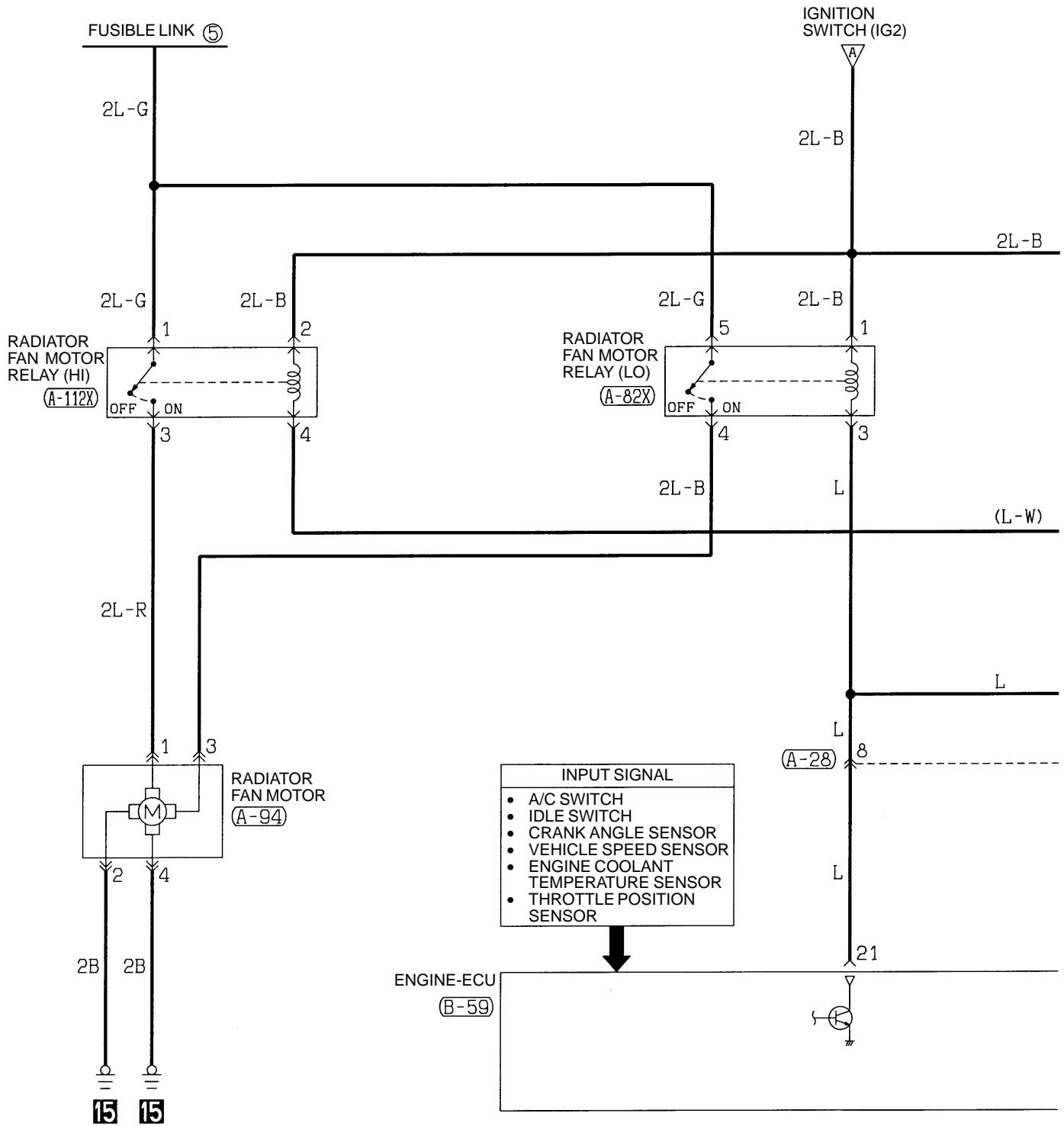
| | | |
|---|---|---|
| 1 | 2 | 3 |
| 4 | 5 | 6 |
- (B-73)

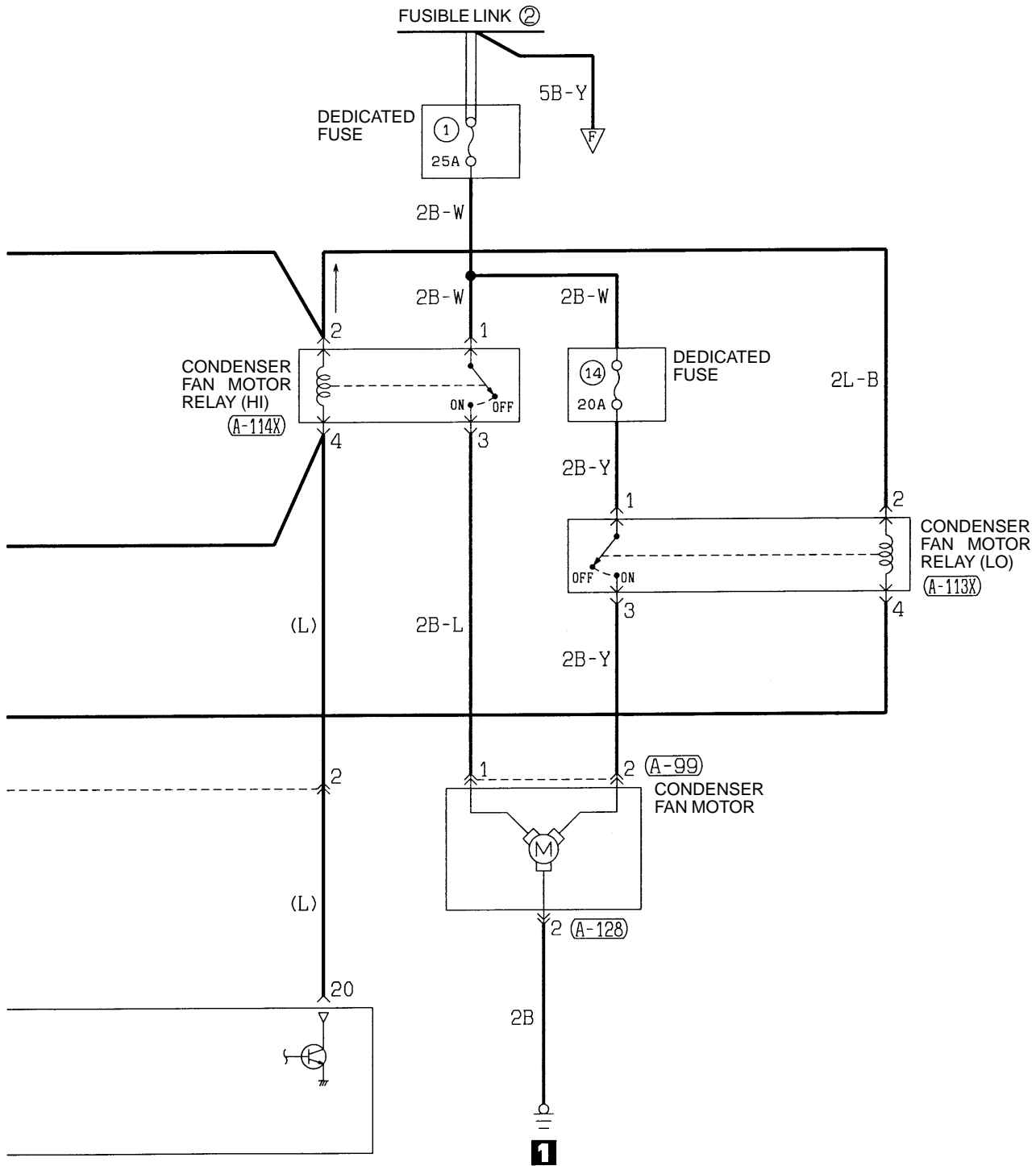
| |
|---|
| 1 |
|---|
- (B-75)

| | | | | | | | | |
|---|---|----|----|----|----|----|----|----|
| 1 | 2 | 3 | ▽ | 4 | 5 | 6 | 7 | |
| 8 | 9 | 10 | 11 | 12 | 13 | 14 | 15 | 16 |
- (B-76)

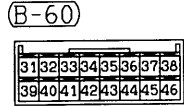
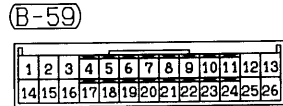
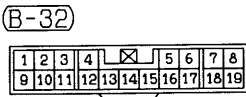
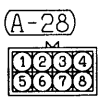
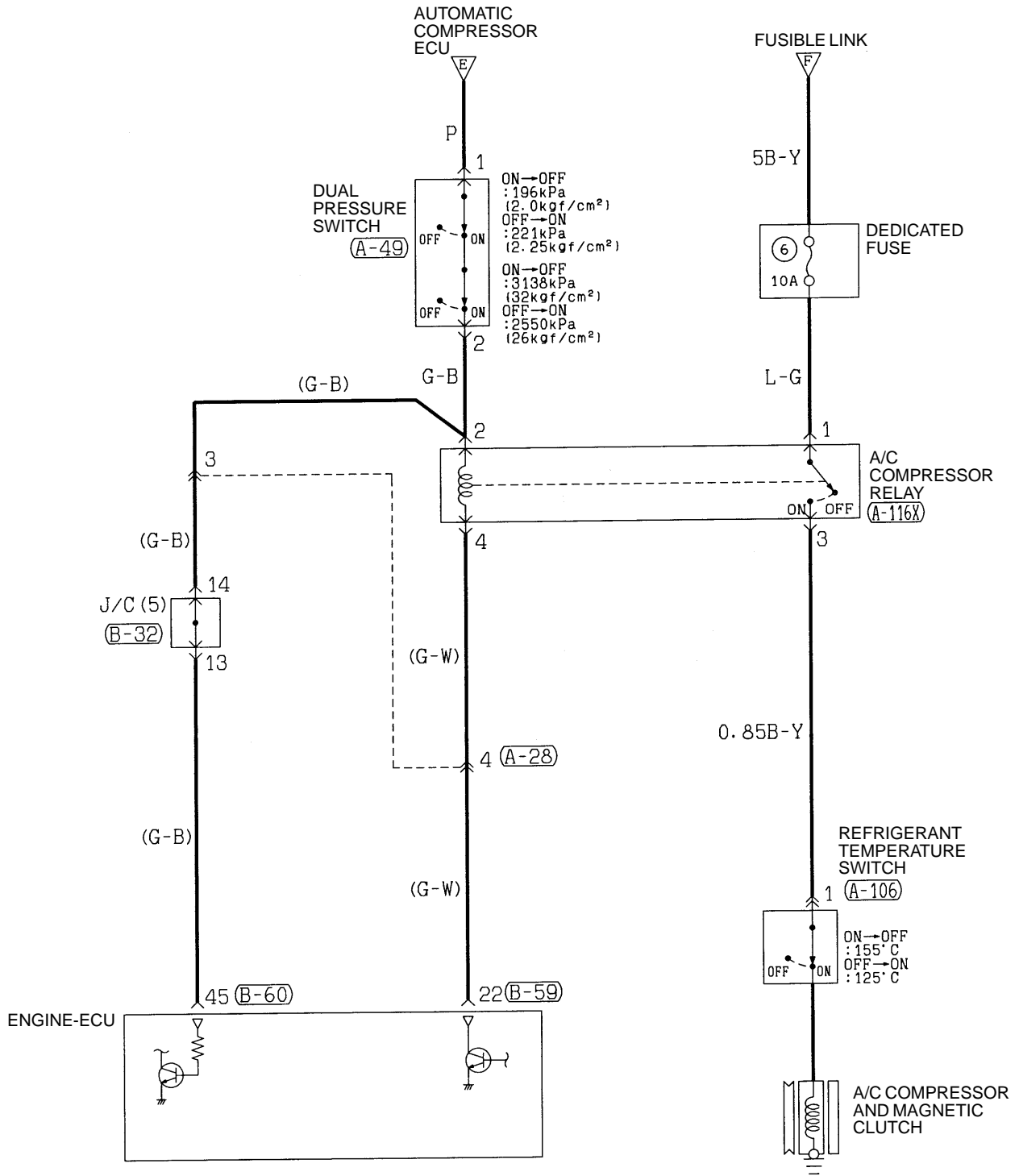
| | | | | |
|---|---|---|---|---|
| 1 | 2 | 3 | ▽ | 4 |
| 5 | 6 | 7 | 8 | 9 |

HEATER AND MANUAL AIR CONDITIONER (CONTINUED)



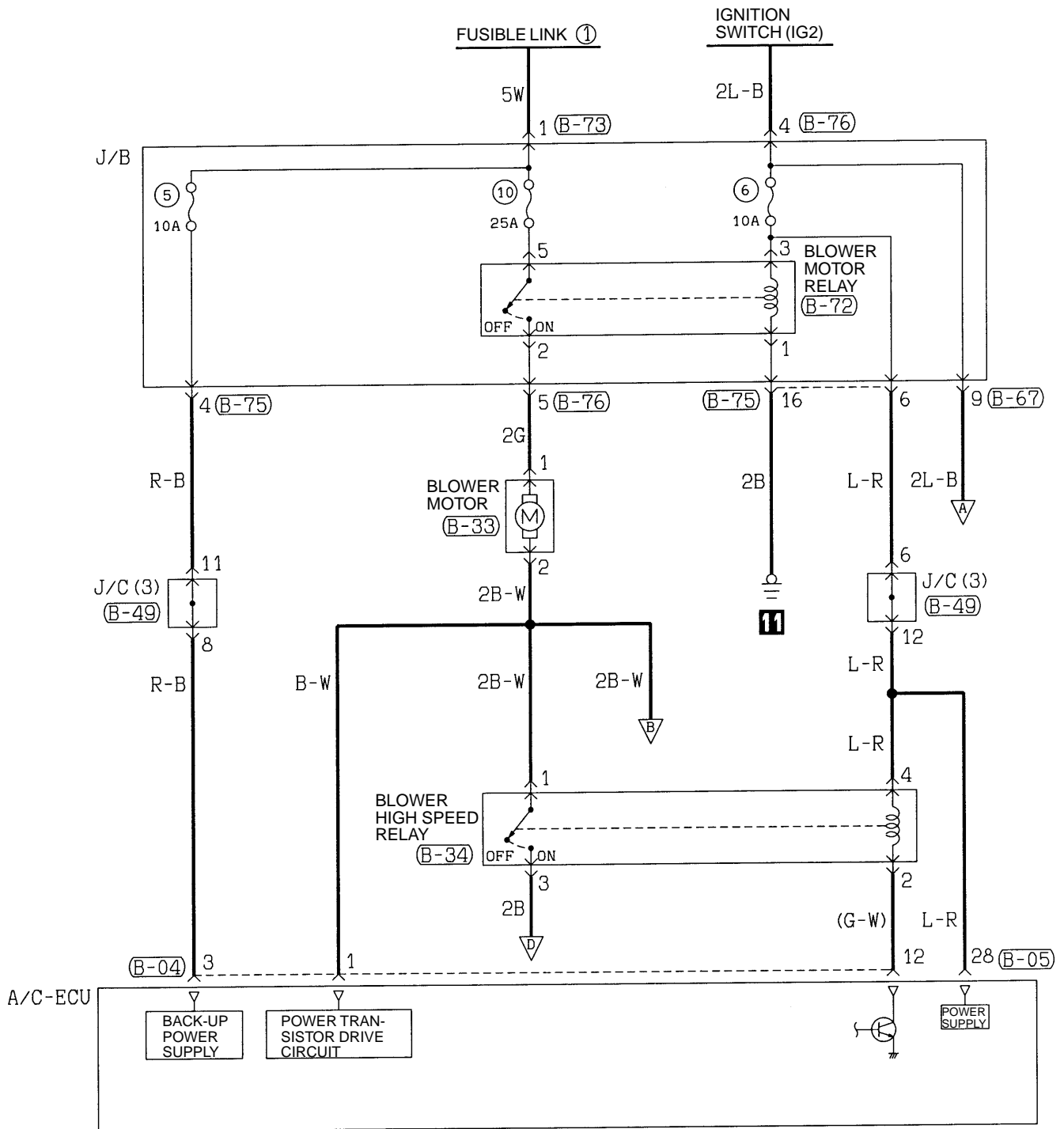


HEATER AND MANUAL AIR CONDITIONER (CONTINUED)



NOTES

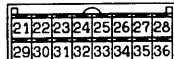
FULLY AUTOMATIC AIR CONDITIONER



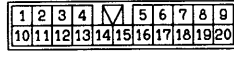
(B-04)



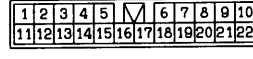
(B-05)



(B-15)



(B-19)



(B-33)



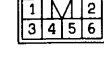
(B-34)



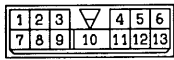
(B-37)



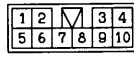
(B-39)

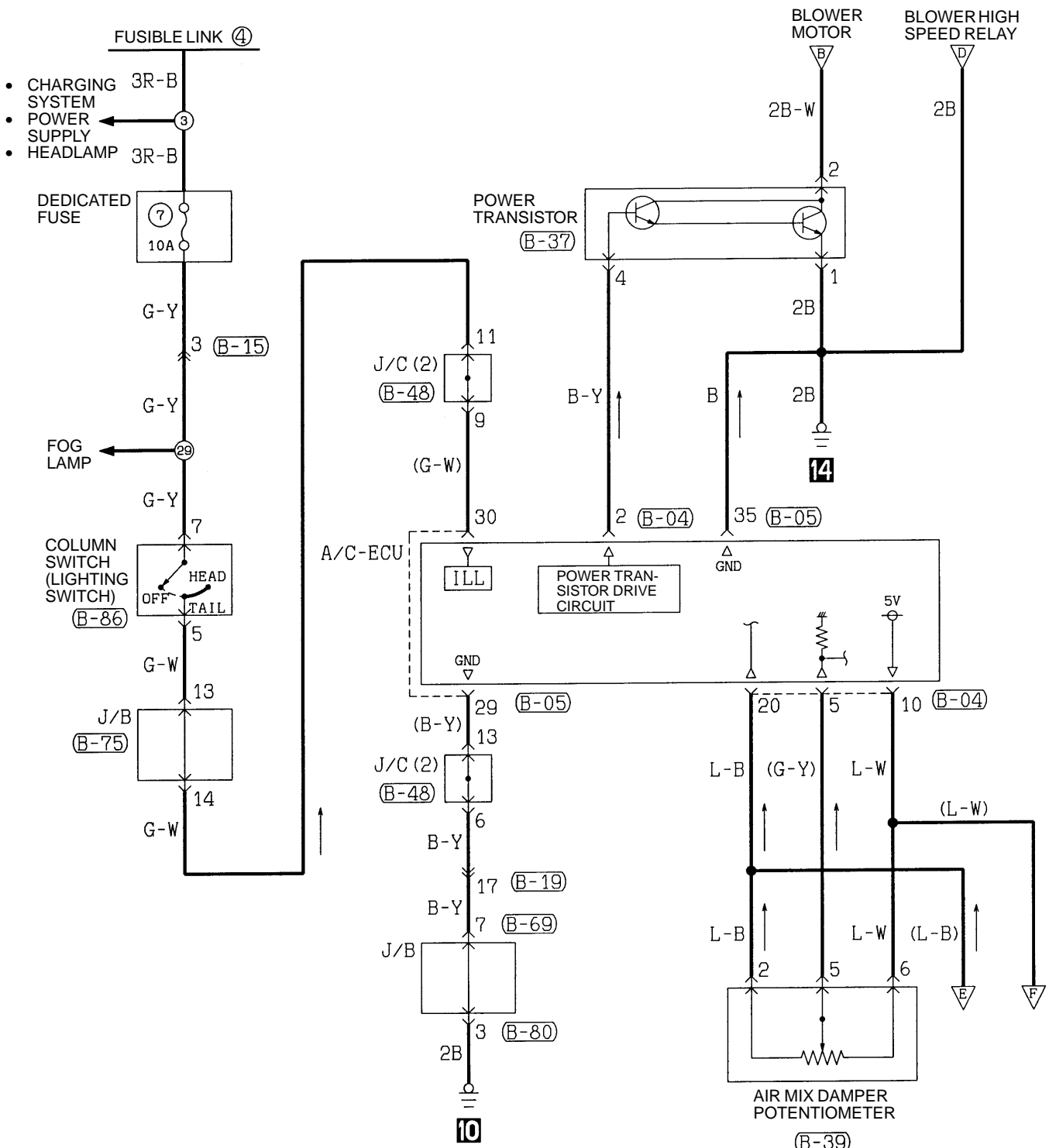


(B-80)

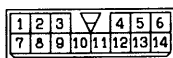


(B-86)

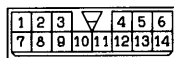




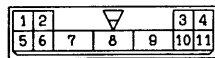
(B-48)



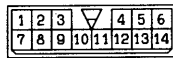
(B-49)



(B-67)



(B-69)



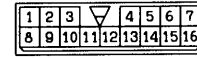
(B-72)



(B-73)



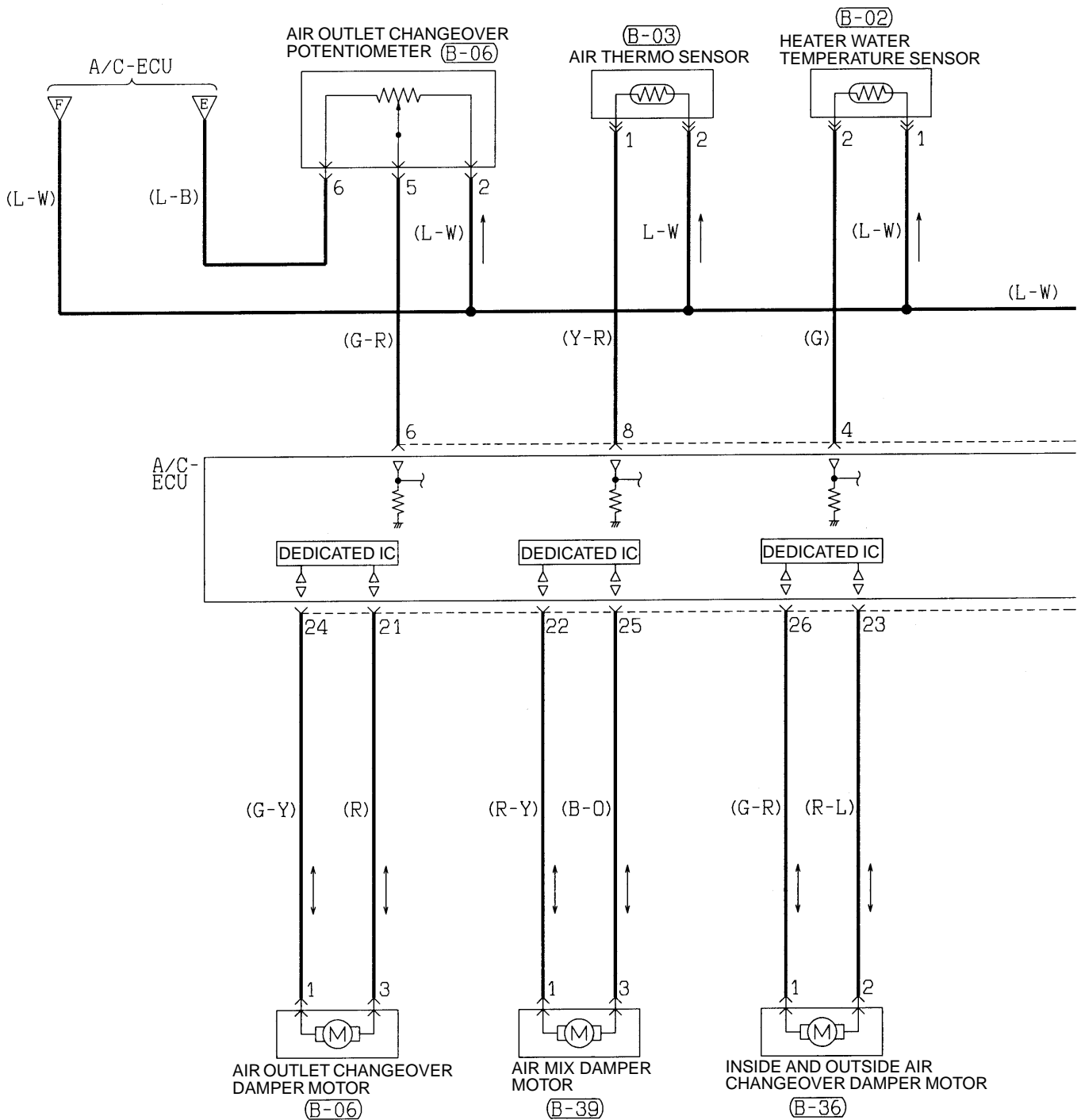
(B-75)

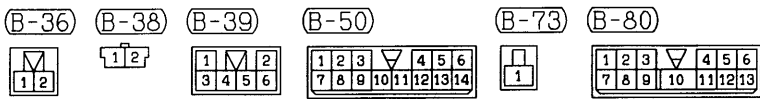
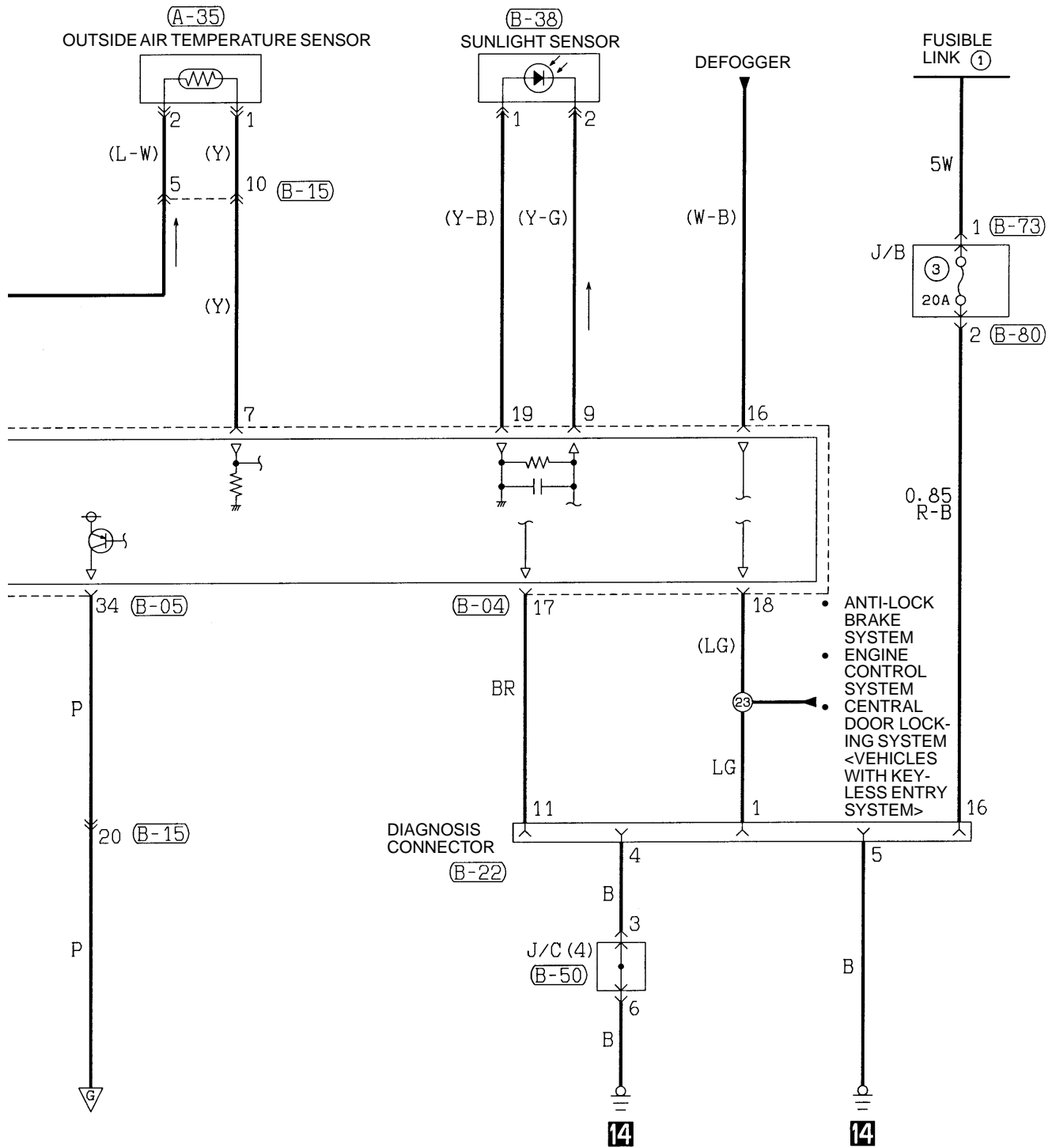


(B-76)

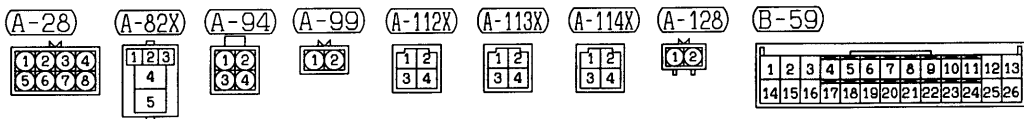
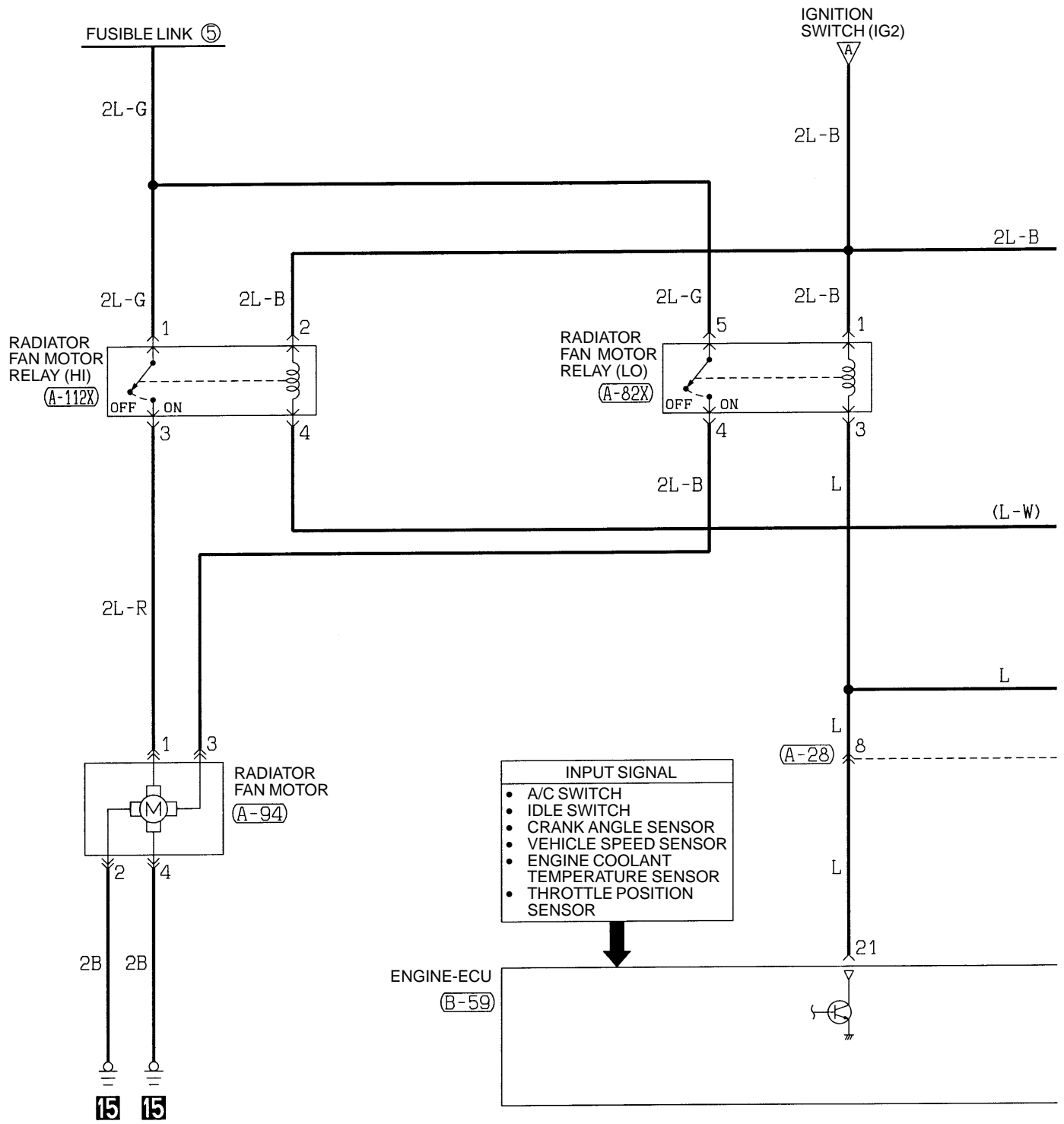


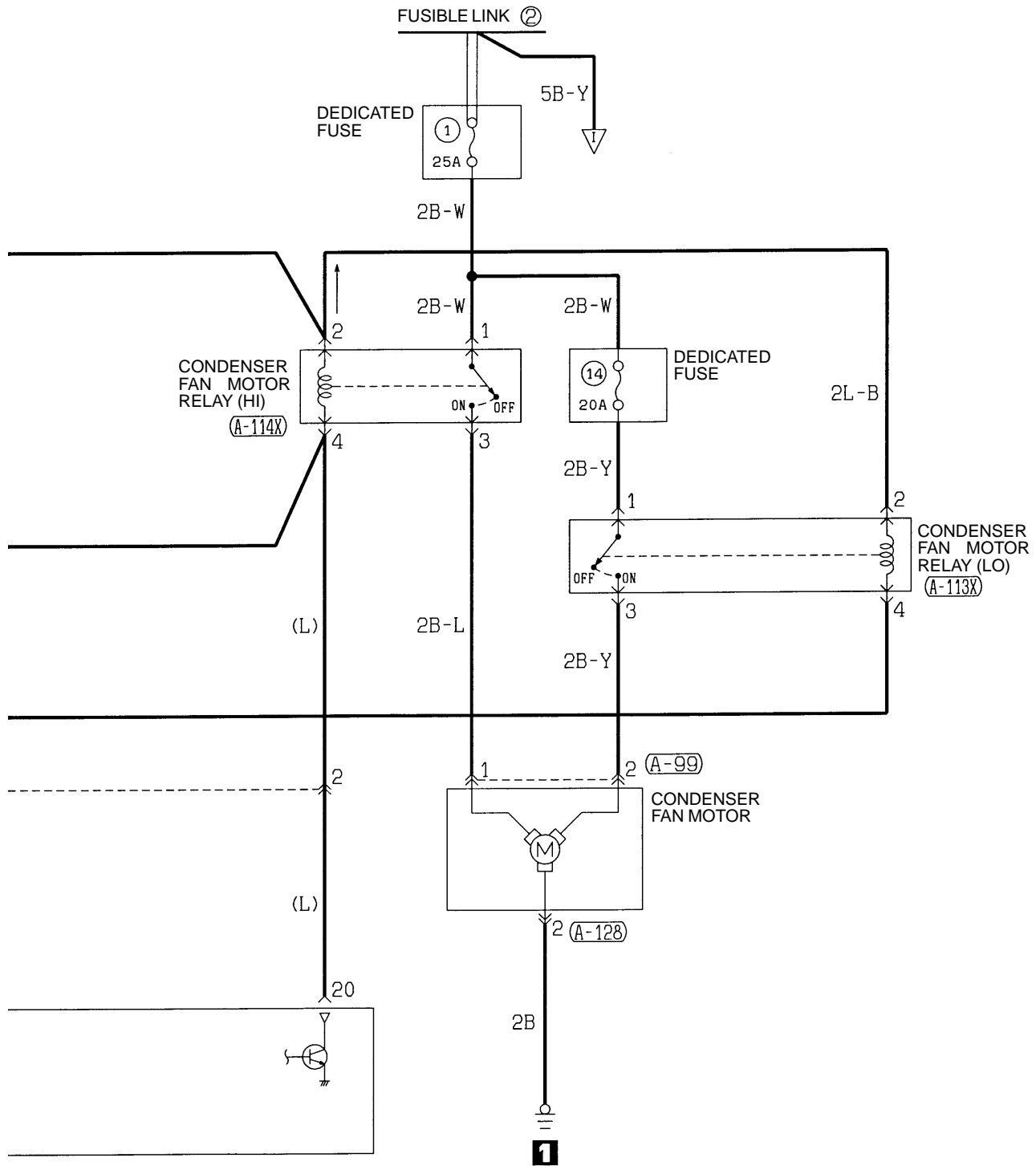
FULLY AUTOMATIC AIR CONDITIONER (CONTINUED)



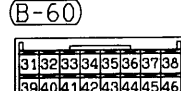
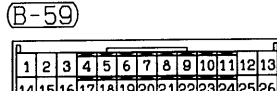
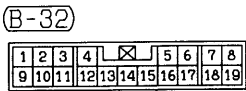
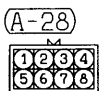
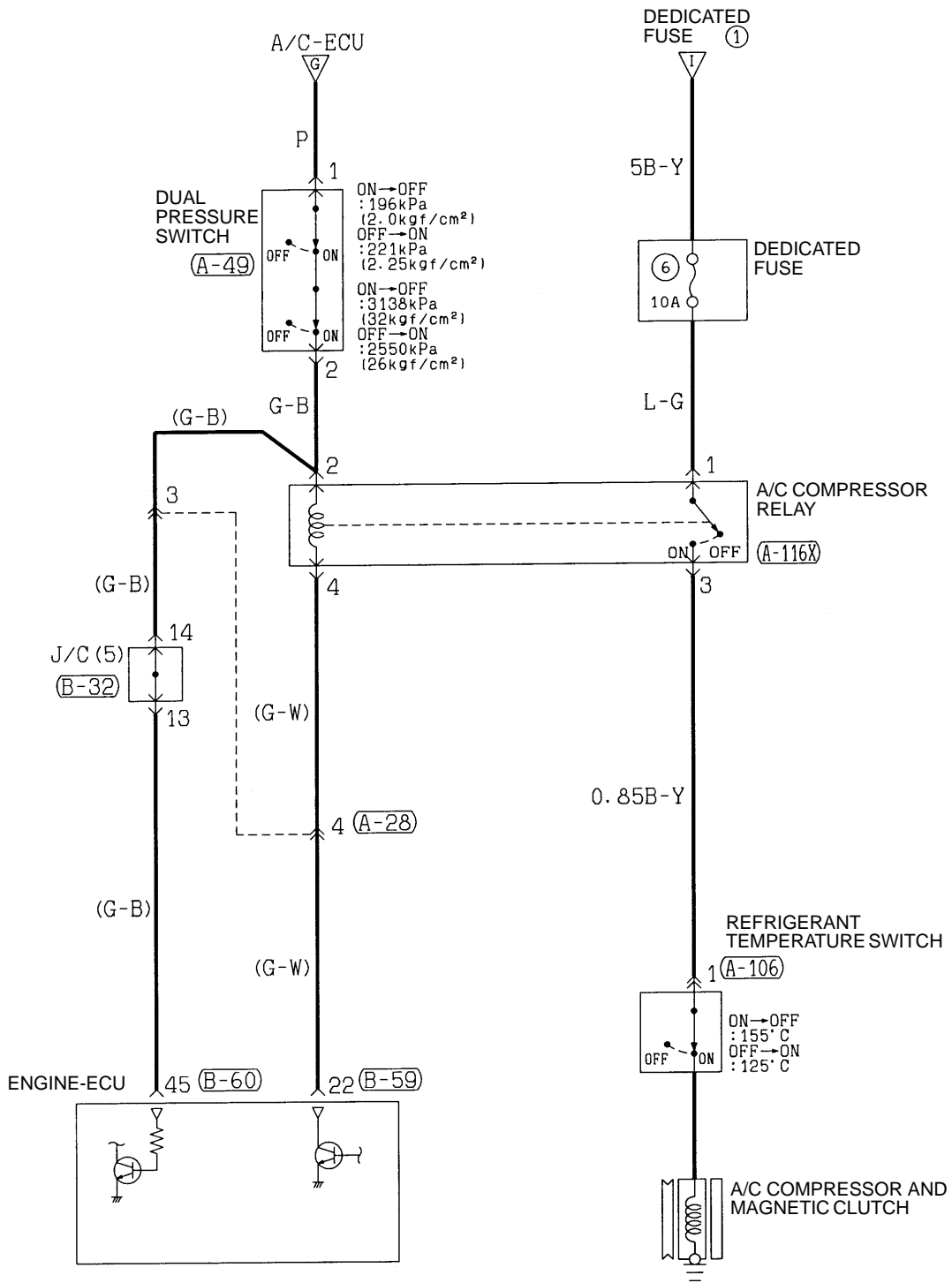


FULLY AUTOMATIC AIR CONDITIONER (CONTINUED)

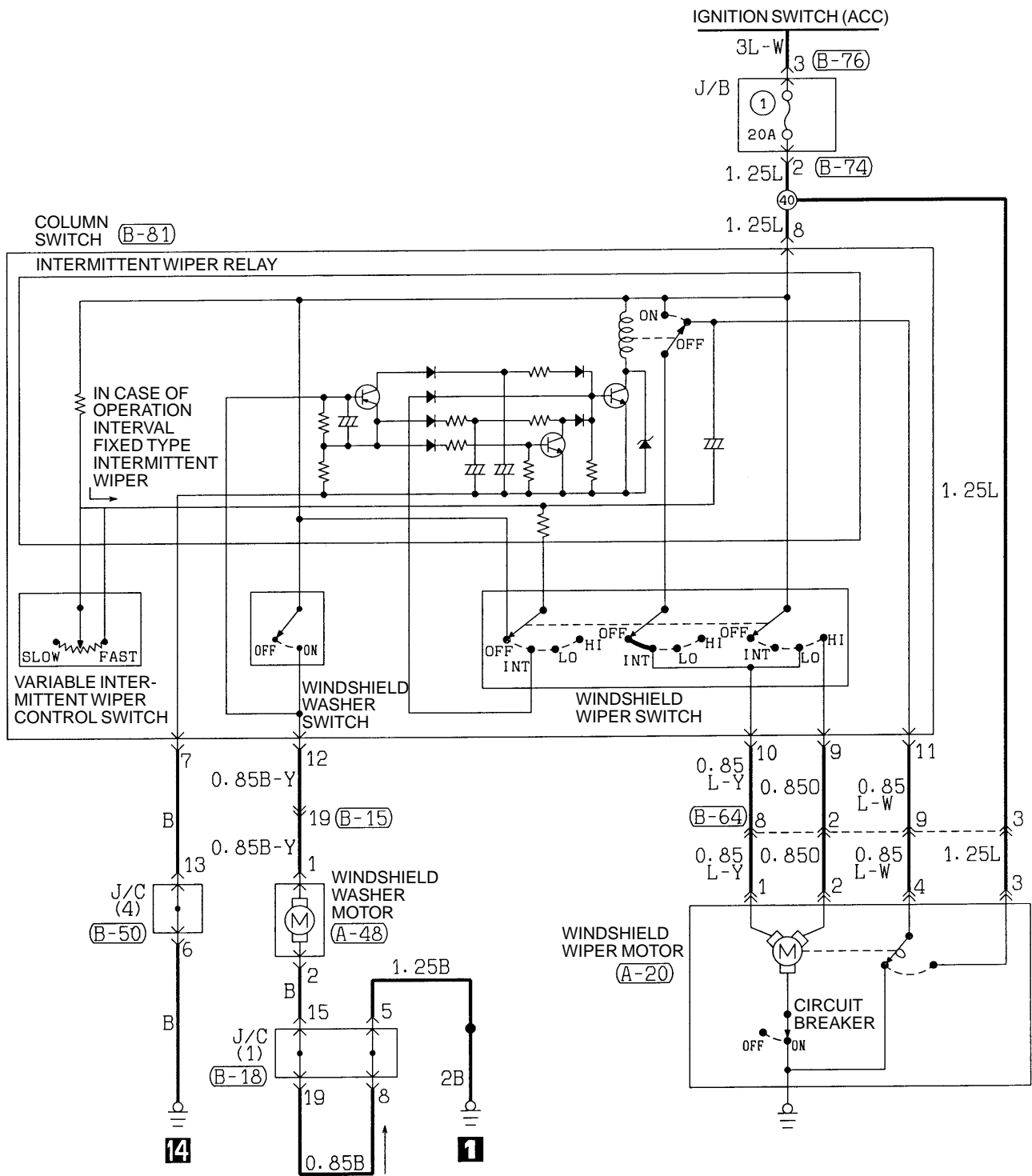




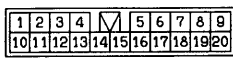
FULLY AUTOMATIC AIR CONDITIONER (CONTINUED)



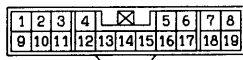
WINDSHIELD WIPER AND WASHER <INTERMITTENT WIPER>



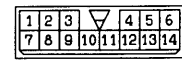
(A-20) (A-48) (B-15)



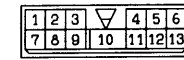
(B-18)



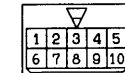
(B-50)



(B-64)



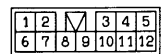
(B-74)



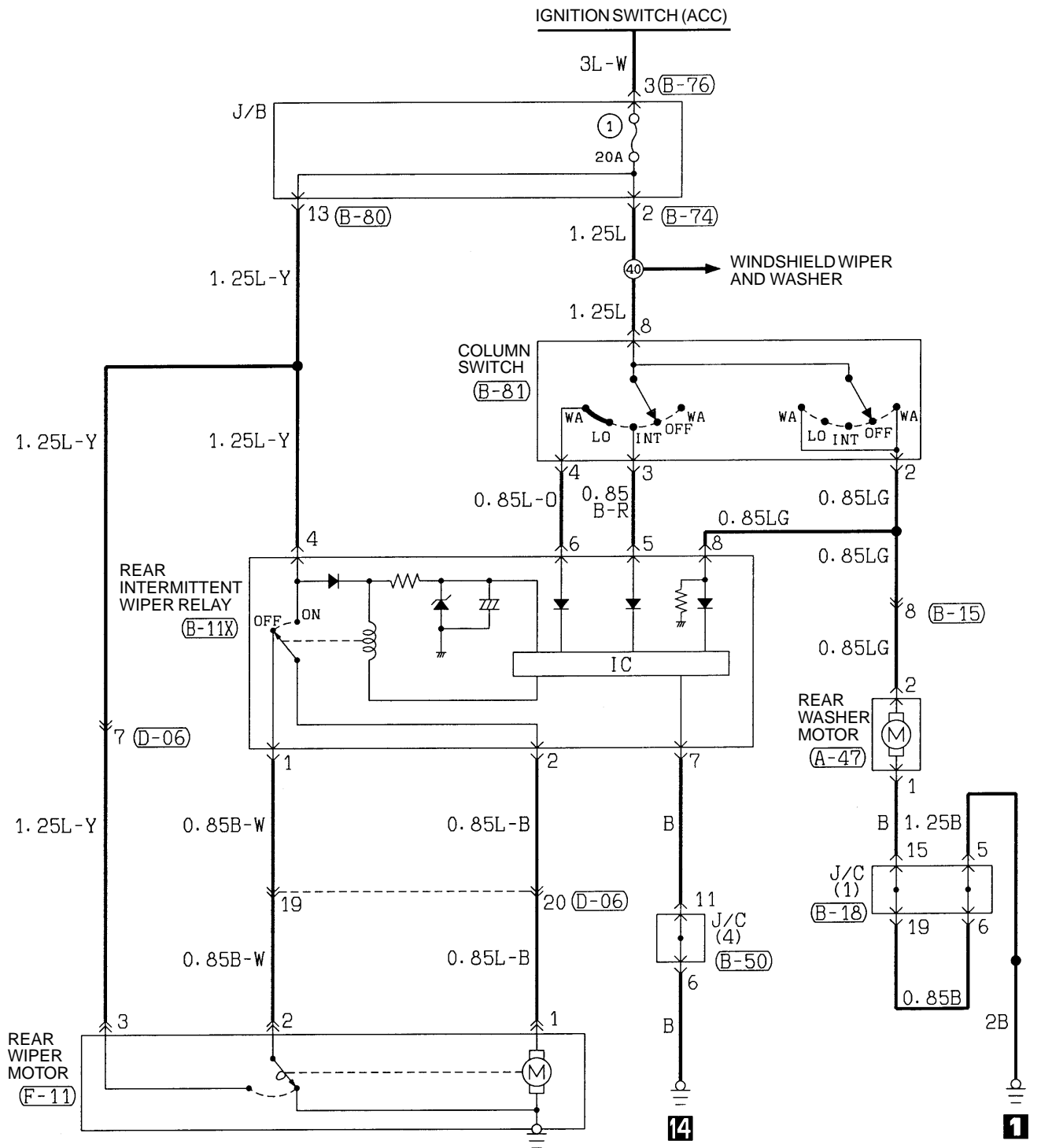
(B-76)



(B-81)



REAR WIPER AND WASHER



- (A-47)

| | | | | | | | | | |
|----|----|----|----|----|----|----|----|----|----|
| 1 | 2 | 3 | 4 | 5 | 6 | 7 | 8 | 9 | 10 |
| 11 | 12 | 13 | 14 | 15 | 16 | 17 | 18 | 19 | 20 |
- (B-11X)

| | | | | | | | |
|---|----|----|----|----|----|----|----|
| 1 | 2 | 3 | 4 | 5 | 6 | 7 | 8 |
| 9 | 10 | 11 | 12 | 13 | 14 | 15 | 16 |
- (B-15)

| | | | | | | | | | | | | | | | | | | | |
|----|----|----|----|----|----|----|----|----|----|----|----|----|----|----|----|----|----|----|----|
| 1 | 2 | 3 | 4 | 5 | 6 | 7 | 8 | 9 | 10 | 11 | 12 | 13 | 14 | 15 | 16 | 17 | 18 | 19 | 20 |
| 21 | 22 | 23 | 24 | 25 | 26 | 27 | 28 | 29 | 30 | 31 | 32 | 33 | 34 | 35 | 36 | 37 | 38 | 39 | 40 |
- (B-18)

| | | | | | | | | | | | | | | | | | | | |
|----|----|----|----|----|----|----|----|----|----|----|----|----|----|----|----|----|----|----|----|
| 1 | 2 | 3 | 4 | 5 | 6 | 7 | 8 | 9 | 10 | 11 | 12 | 13 | 14 | 15 | 16 | 17 | 18 | 19 | 20 |
| 21 | 22 | 23 | 24 | 25 | 26 | 27 | 28 | 29 | 30 | 31 | 32 | 33 | 34 | 35 | 36 | 37 | 38 | 39 | 40 |
- (B-50)

| | | | | | | | | | | | | | |
|----|----|----|----|----|----|----|----|----|----|----|----|----|----|
| 1 | 2 | 3 | 4 | 5 | 6 | 7 | 8 | 9 | 10 | 11 | 12 | 13 | 14 |
| 15 | 16 | 17 | 18 | 19 | 20 | 21 | 22 | 23 | 24 | 25 | 26 | 27 | 28 |
- (B-74)

| | | | | | | | | | |
|----|----|----|----|----|----|----|----|----|----|
| 1 | 2 | 3 | 4 | 5 | 6 | 7 | 8 | 9 | 10 |
| 11 | 12 | 13 | 14 | 15 | 16 | 17 | 18 | 19 | 20 |
- (B-76)

| | | | | | | | |
|---|----|----|----|----|----|----|----|
| 1 | 2 | 3 | 4 | 5 | 6 | 7 | 8 |
| 9 | 10 | 11 | 12 | 13 | 14 | 15 | 16 |
- (B-80)

| | | | | | | | | | | | | |
|----|----|----|----|----|----|----|----|----|----|----|----|----|
| 1 | 2 | 3 | 4 | 5 | 6 | 7 | 8 | 9 | 10 | 11 | 12 | 13 |
| 14 | 15 | 16 | 17 | 18 | 19 | 20 | 21 | 22 | 23 | 24 | 25 | 26 |
- (B-81)

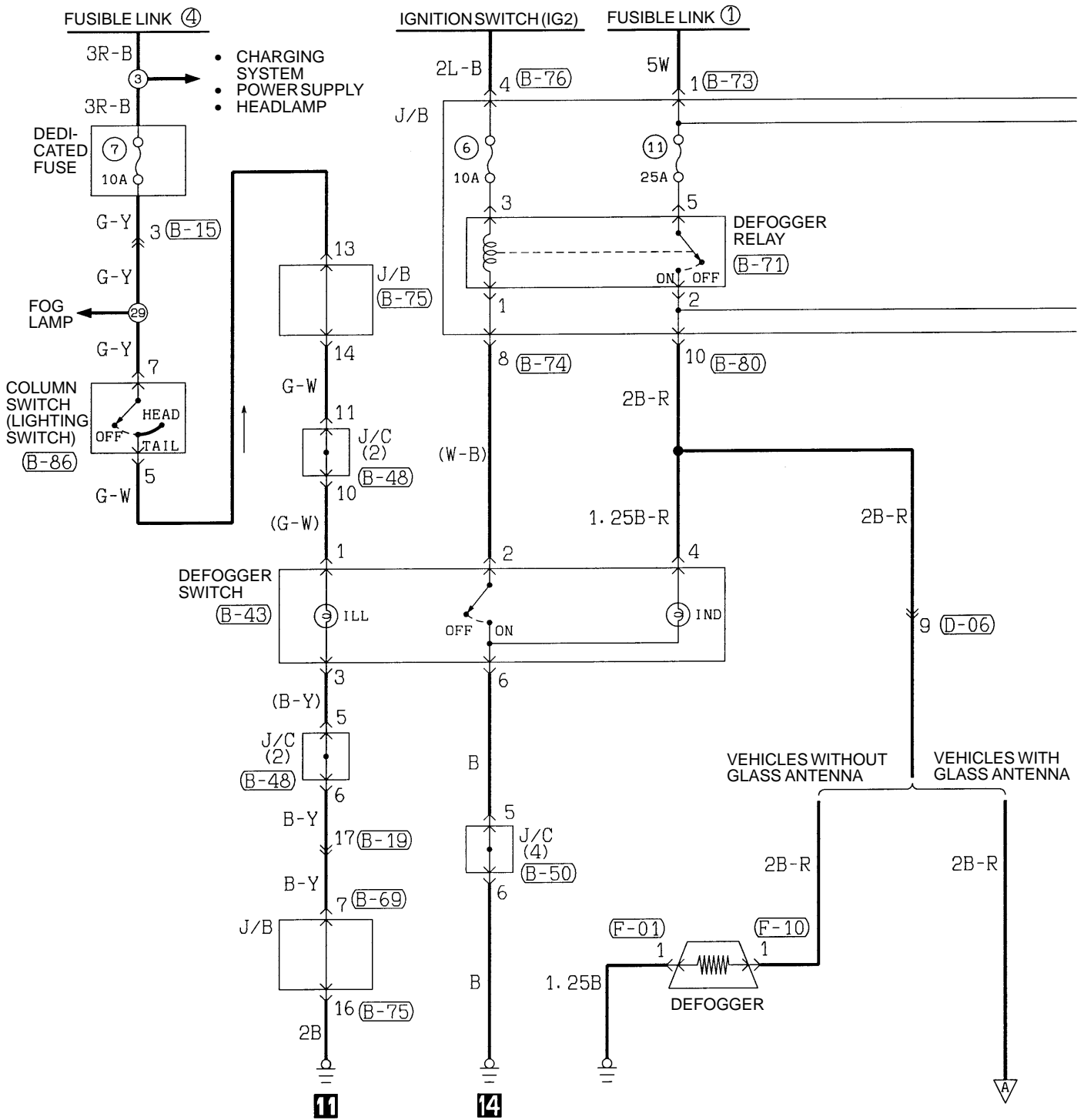
| | | | | | | | | | | | | | | | | | | | |
|----|----|----|----|----|----|----|----|----|----|----|----|----|----|----|----|----|----|----|----|
| 1 | 2 | 3 | 4 | 5 | 6 | 7 | 8 | 9 | 10 | 11 | 12 | 13 | 14 | 15 | 16 | 17 | 18 | 19 | 20 |
| 21 | 22 | 23 | 24 | 25 | 26 | 27 | 28 | 29 | 30 | 31 | 32 | 33 | 34 | 35 | 36 | 37 | 38 | 39 | 40 |
- (D-06)

| | | | | | | | | | | | | | | | | | | | | | | | | | | | | | | | | | | | | | | | |
|----|----|----|----|----|----|----|----|----|----|----|----|----|----|----|----|----|----|----|----|----|----|----|----|----|----|----|----|----|----|----|----|----|----|----|----|----|----|----|----|
| 1 | 2 | 3 | 4 | 5 | 6 | 7 | 8 | 9 | 10 | 11 | 12 | 13 | 14 | 15 | 16 | 17 | 18 | 19 | 20 | 21 | 22 | 23 | 24 | 25 | 26 | 27 | 28 | 29 | 30 | 31 | 32 | 33 | 34 | 35 | 36 | 37 | 38 | 39 | 40 |
| 41 | 42 | 43 | 44 | 45 | 46 | 47 | 48 | 49 | 50 | 51 | 52 | 53 | 54 | 55 | 56 | 57 | 58 | 59 | 60 | 61 | 62 | 63 | 64 | 65 | 66 | 67 | 68 | 69 | 70 | 71 | 72 | 73 | 74 | 75 | 76 | 77 | 78 | 79 | 80 |
- (F-11)

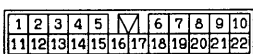
| | | |
|---|---|---|
| 1 | 2 | 3 |
|---|---|---|

NOTES

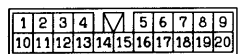
DEFOGGER AND DOOR MIRROR HEATER <VEHICLES WITHOUT FULLY AUTOMATIC AIR CONDITIONER>



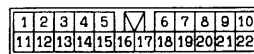
(B-10)



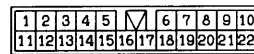
(B-15)



(B-19)



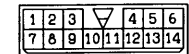
(B-35)



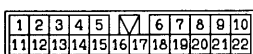
(B-43)



(B-48)



(D-06)



(E-01)



(E-17)



(F-01)



(F-02)



(F-03)



(F-04)

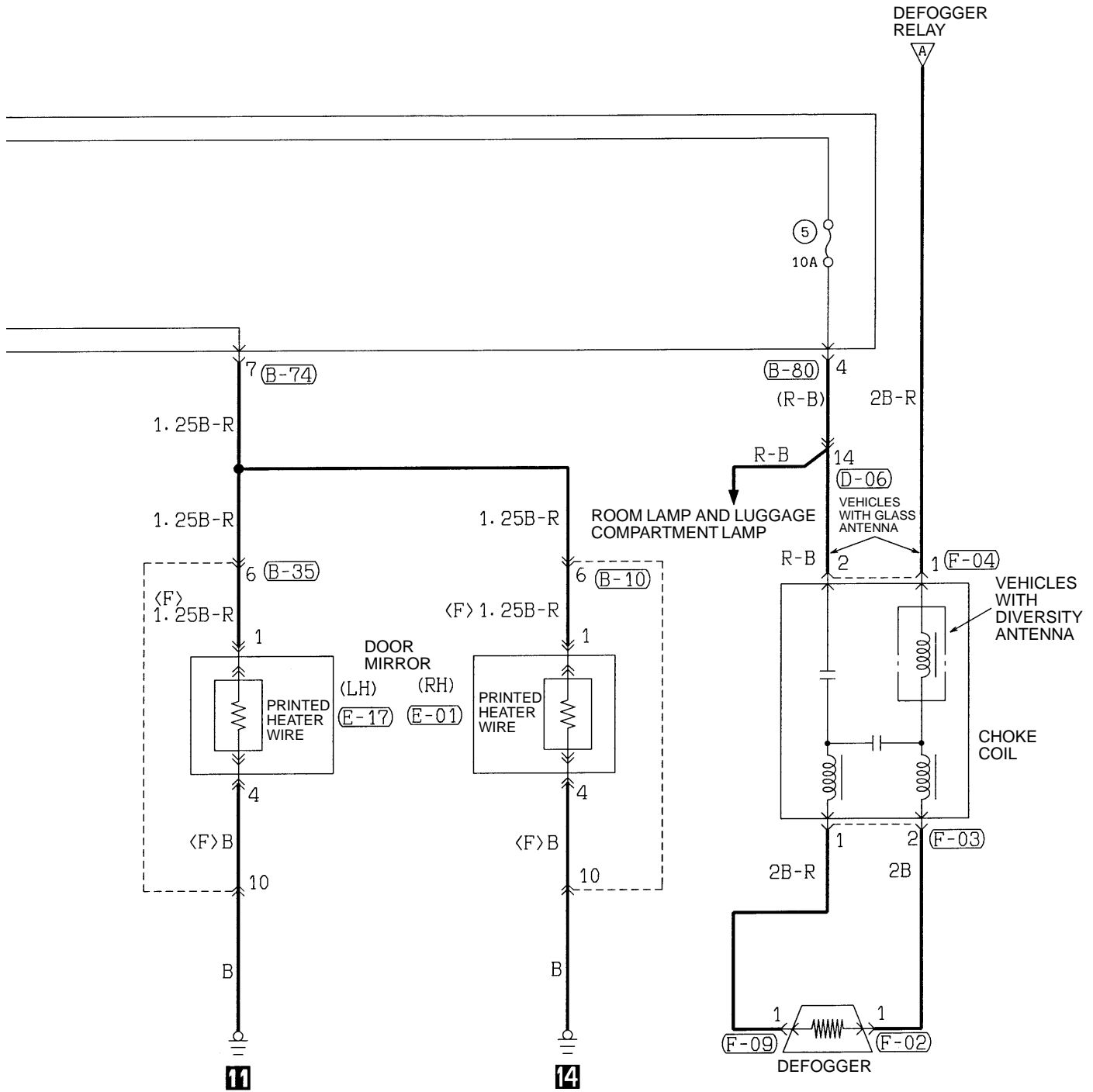


(F-09)

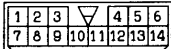


(F-10)

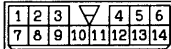




(B-50)



(B-69)



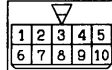
(B-71)



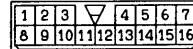
(B-73)



(B-74)



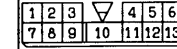
(B-75)



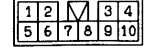
(B-76)



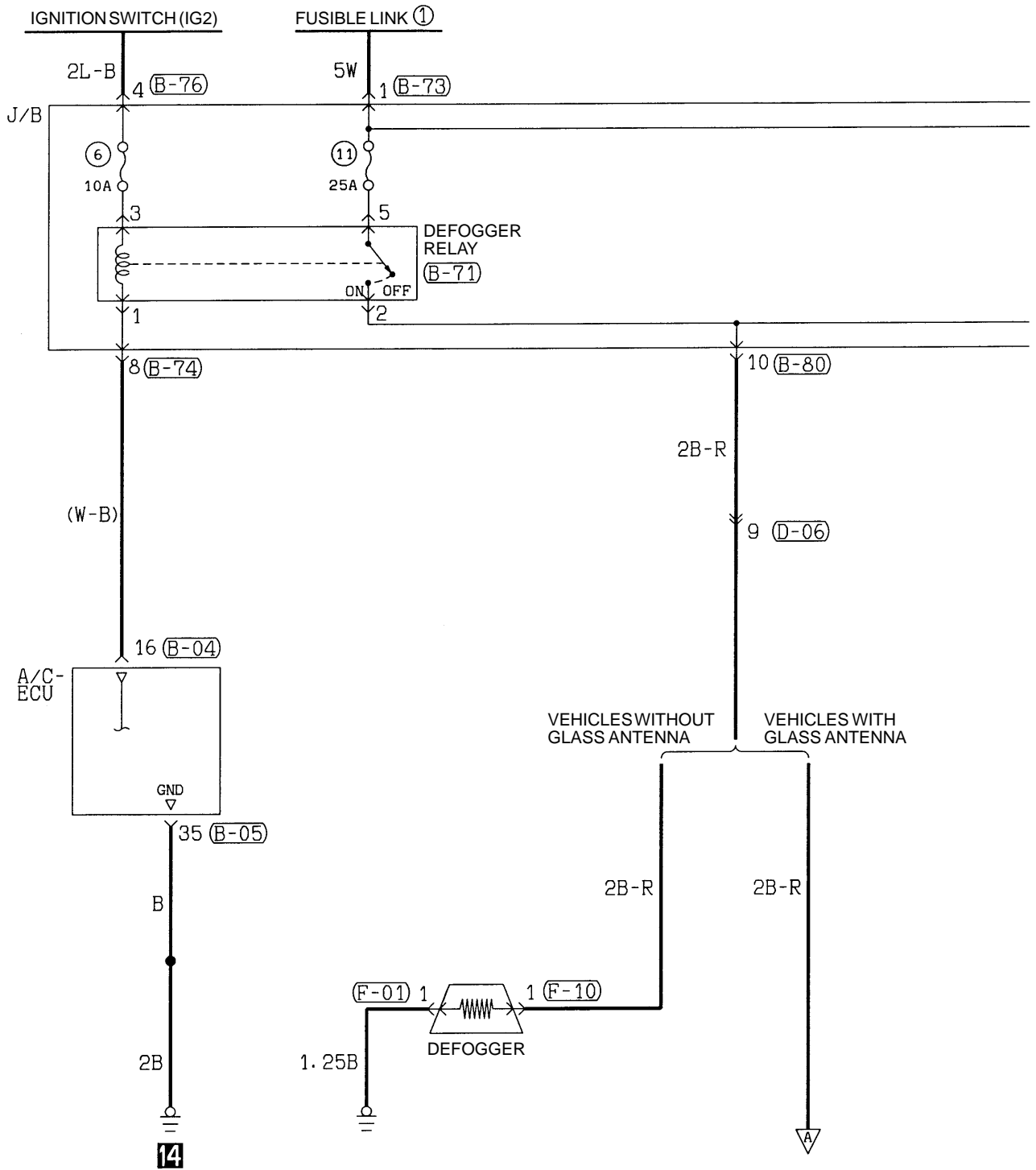
(B-80)



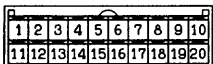
(B-86)



**DEFOGGER AND DOOR MIRROR HEATER
 <VEHICLES WITH FULLY AUTOMATIC AIR CONDITIONER>**



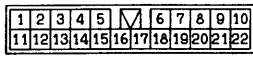
(B-04)



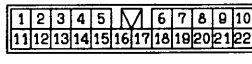
(B-05)



(B-10)



(B-35)



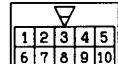
(B-71)

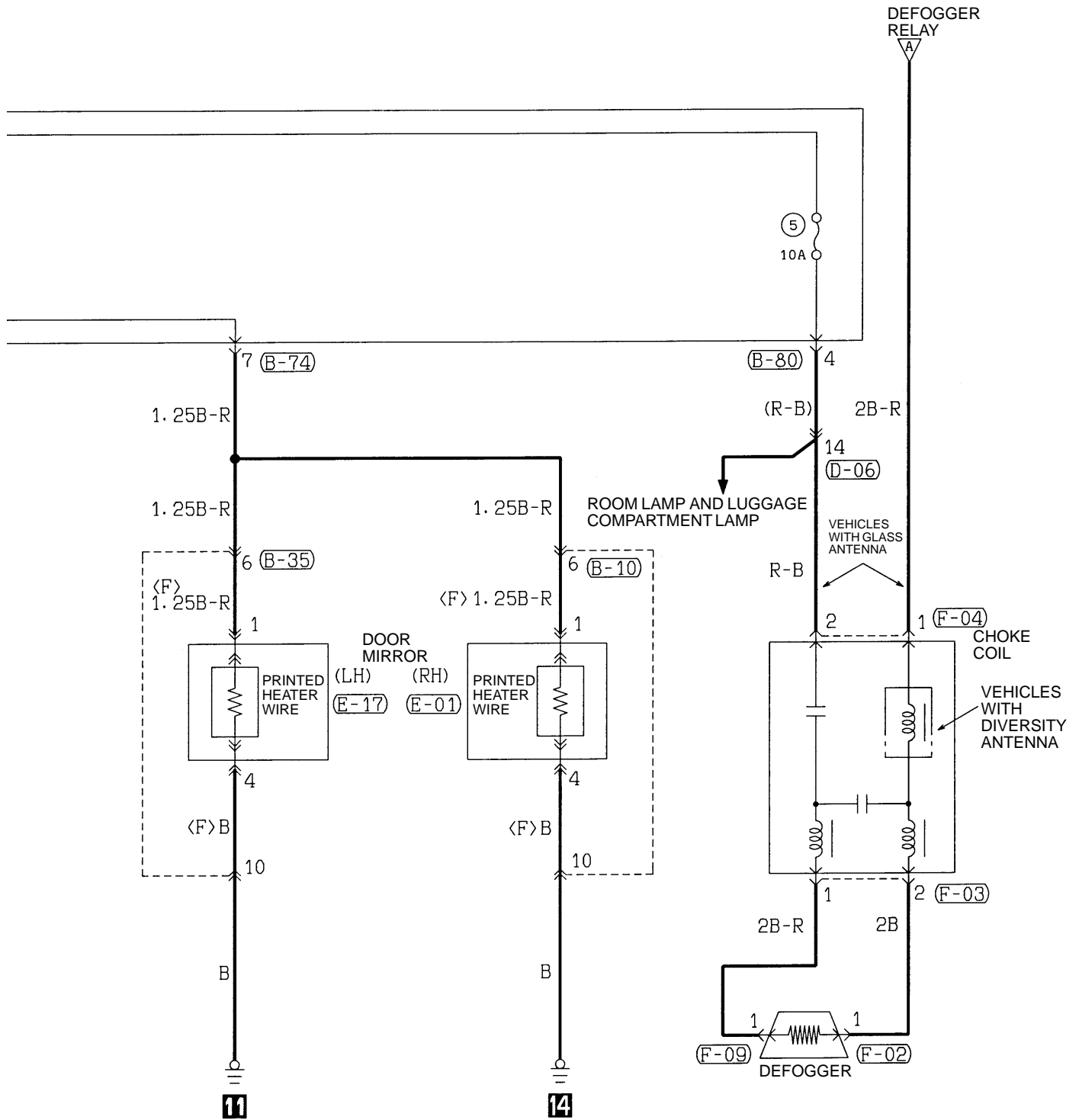


(B-73)



(B-74)





(B-76)

| | | | |
|---|---|---|---|
| 1 | 2 | 3 | 4 |
| 5 | 6 | 7 | 8 |

(B-80)

| | | | | | | |
|---|---|---|----|----|----|----|
| 1 | 2 | 3 | 4 | 5 | 6 | |
| 7 | 8 | 9 | 10 | 11 | 12 | 13 |

(D-06)

| | | | | | | | | | | | |
|----|----|----|----|----|----|----|----|----|----|----|----|
| 1 | 2 | 3 | 4 | 5 | 6 | 7 | 8 | 9 | 10 | | |
| 11 | 12 | 13 | 14 | 15 | 16 | 17 | 18 | 19 | 20 | 21 | 22 |

(E-01)

| | | | |
|---|---|---|---|
| 1 | 2 | 3 | |
| 4 | 5 | 6 | 7 |

(E-17)

| | | | |
|---|---|---|---|
| 1 | 2 | 3 | |
| 4 | 5 | 6 | 7 |

(F-01)

| |
|---|
| 1 |
|---|

(F-02)

| |
|---|
| 1 |
|---|

(F-03)

| |
|---|
| 1 |
| 2 |

(F-04)

| | |
|---|---|
| 1 | |
| 2 | 3 |

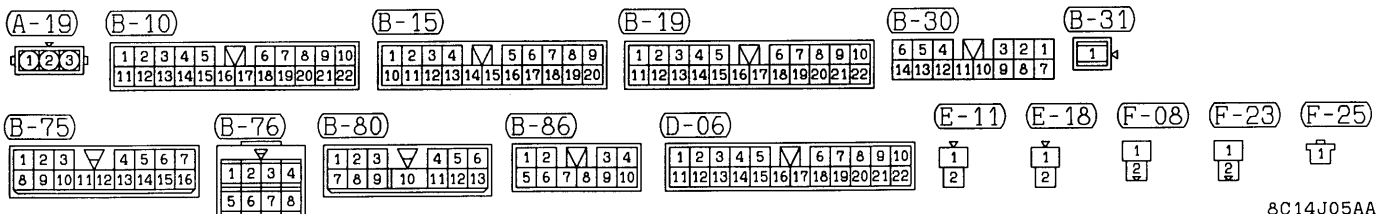
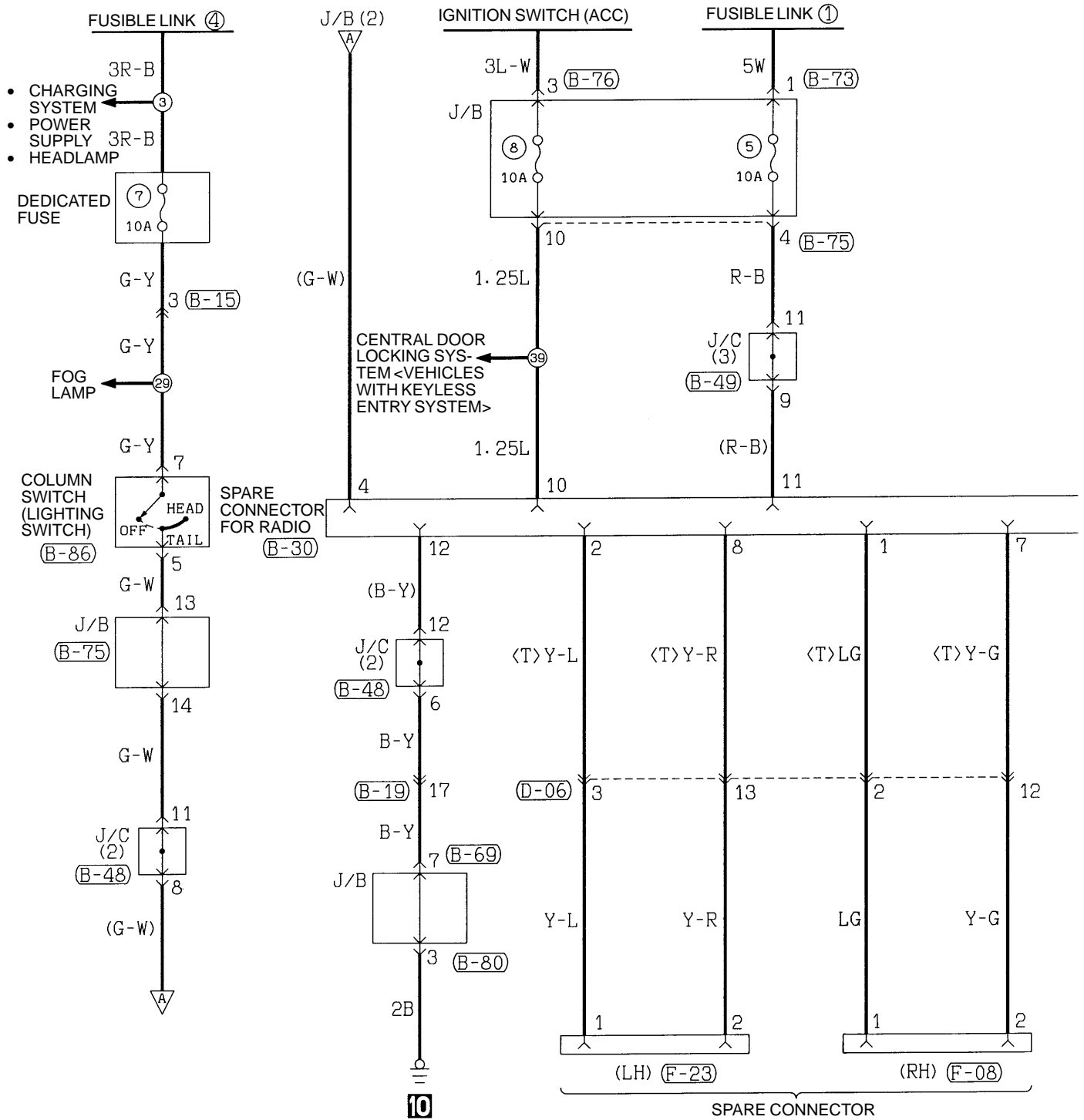
(F-09)

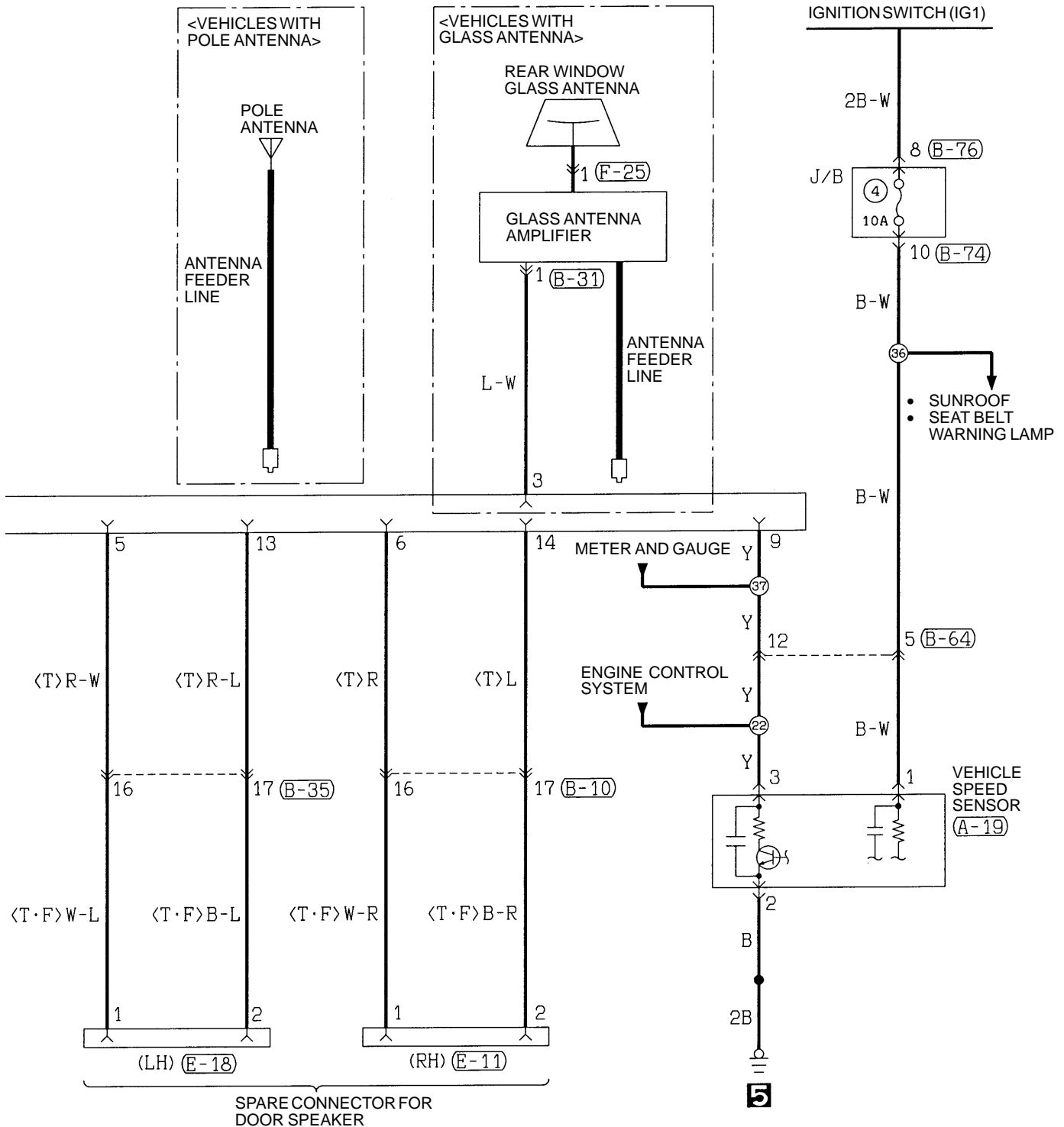
| |
|---|
| 1 |
|---|

(F-10)

| |
|---|
| 1 |
|---|

SPARE CONNECTOR FOR RADIO





(B-35)

| | | | | | | | | | |
|----|----|----|----|----|----|----|----|----|----|
| 1 | 2 | 3 | 4 | 5 | 6 | 7 | 8 | 9 | 10 |
| 11 | 12 | 13 | 14 | 15 | 16 | 17 | 18 | 19 | 20 |
| 21 | 22 | | | | | | | | |

(B-48)

| | | | | | |
|----|----|---|----|----|----|
| 1 | 2 | 3 | 4 | 5 | 6 |
| 7 | 8 | 9 | 10 | 11 | 12 |
| 13 | 14 | | | | |

(B-49)

| | | | | | |
|----|----|---|----|----|----|
| 1 | 2 | 3 | 4 | 5 | 6 |
| 7 | 8 | 9 | 10 | 11 | 12 |
| 13 | 14 | | | | |

(B-64)

| | | | | | |
|----|---|---|----|----|----|
| 1 | 2 | 3 | 4 | 5 | 6 |
| 7 | 8 | 9 | 10 | 11 | 12 |
| 13 | | | | | |

(B-69)

| | | | | | |
|----|----|---|----|----|----|
| 1 | 2 | 3 | 4 | 5 | 6 |
| 7 | 8 | 9 | 10 | 11 | 12 |
| 13 | 14 | | | | |

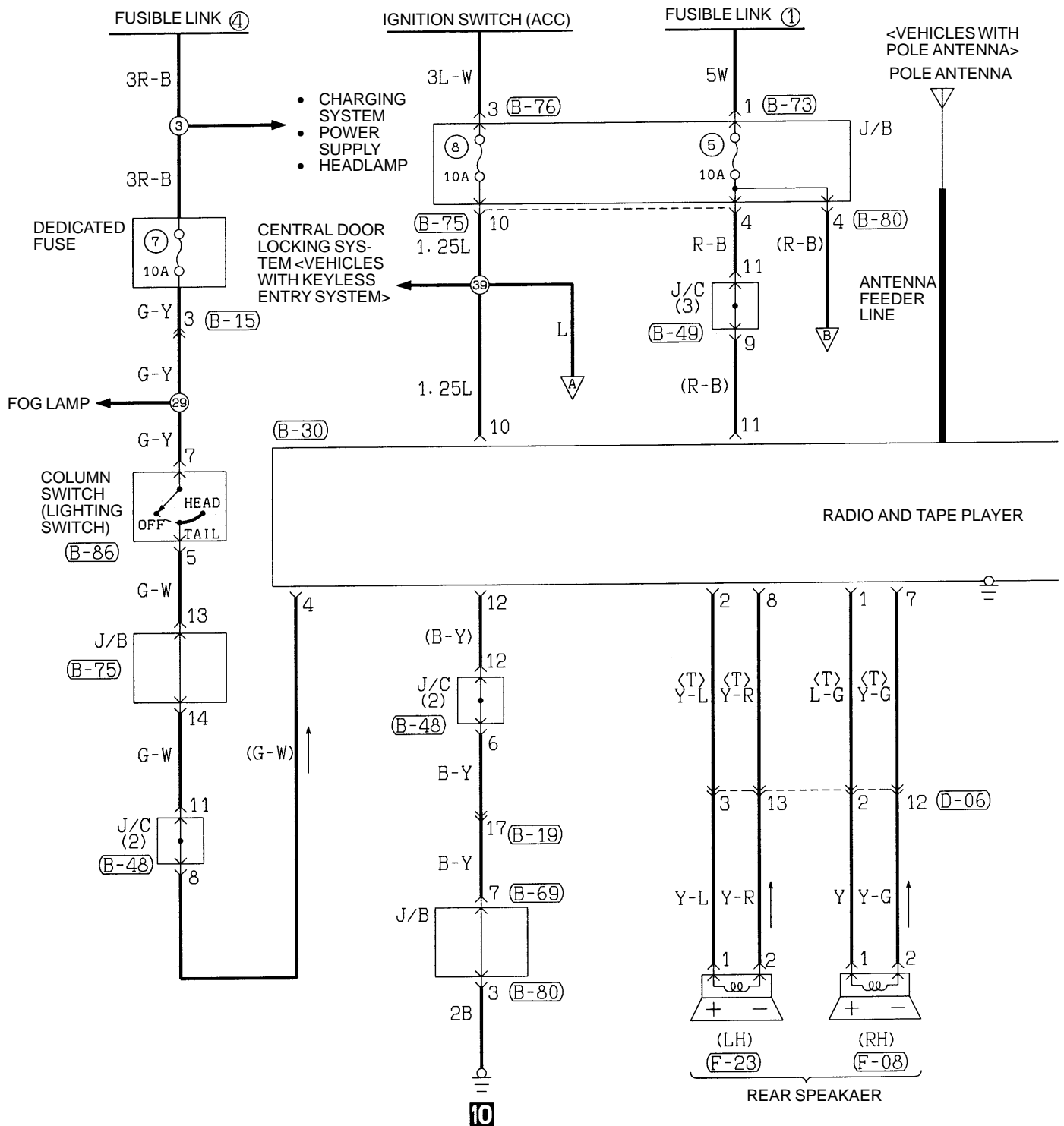
(B-73)

| |
|---|
| 1 |
|---|

(B-74)

| | | | | |
|---|---|---|---|----|
| 1 | 2 | 3 | 4 | 5 |
| 6 | 7 | 8 | 9 | 10 |

RADIO <4-SPEAKER, 6-SPEAKER>



(B-10)

| | | | | | | | | | | | |
|----|----|----|----|----|----|----|----|----|----|----|----|
| 1 | 2 | 3 | 4 | 5 | M | 6 | 7 | 8 | 9 | 10 | |
| 11 | 12 | 13 | 14 | 15 | 16 | 17 | 18 | 19 | 20 | 21 | 22 |

(B-15)

| | | | | | | | | | | |
|----|----|----|----|----|----|----|----|----|----|----|
| 1 | 2 | 3 | 4 | M | 5 | 6 | 7 | 8 | 9 | |
| 10 | 11 | 12 | 13 | 14 | 15 | 16 | 17 | 18 | 19 | 20 |

(B-19)

| | | | | | | | | | | | |
|----|----|----|----|----|----|----|----|----|----|----|----|
| 1 | 2 | 3 | 4 | 5 | M | 6 | 7 | 8 | 9 | 10 | |
| 11 | 12 | 13 | 14 | 15 | 16 | 17 | 18 | 19 | 20 | 21 | 22 |

(B-30)

| | | | | | | | |
|---|---|---|----|----|----|----|----|
| 1 | 2 | 3 | M | 4 | 5 | 6 | |
| 7 | 8 | 9 | 10 | 11 | 12 | 13 | 14 |

(B-31)

| |
|---|
| 1 |
|---|

(B-35)

| | | | | | | | | | | | |
|----|----|----|----|----|----|----|----|----|----|----|----|
| 1 | 2 | 3 | 4 | 5 | M | 6 | 7 | 8 | 9 | 10 | |
| 11 | 12 | 13 | 14 | 15 | 16 | 17 | 18 | 19 | 20 | 21 | 22 |

(D-06)

| | | | | | | | | | | | |
|----|----|----|----|----|----|----|----|----|----|----|----|
| 1 | 2 | 3 | 4 | 5 | M | 6 | 7 | 8 | 9 | 10 | |
| 11 | 12 | 13 | 14 | 15 | 16 | 17 | 18 | 19 | 20 | 21 | 22 |

(E-02)

| | |
|---|---|
| M | |
| 1 | 2 |

(E-11)

| |
|---|
| 1 |
| 2 |

(E-16)

| | |
|---|---|
| M | |
| 1 | 2 |

(E-18)

| |
|---|
| 1 |
| 2 |

(F-08)

| |
|---|
| 1 |
| 2 |

(F-23)

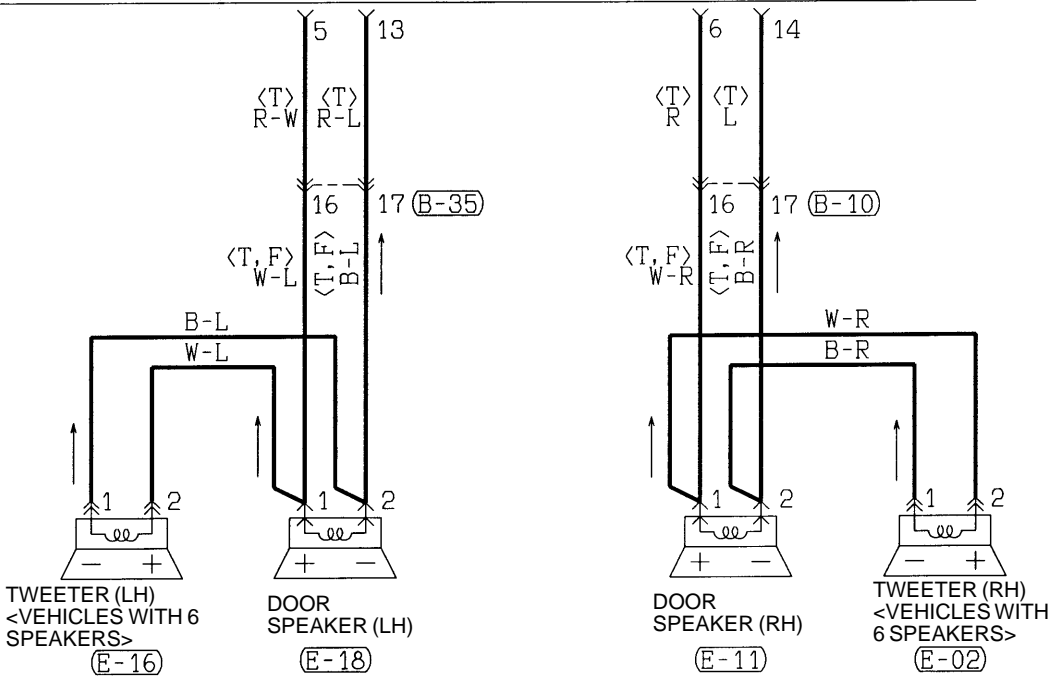
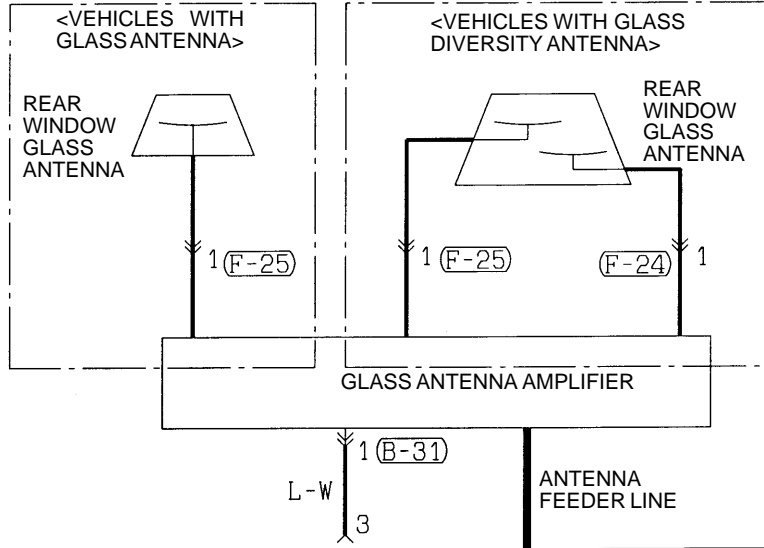
| |
|---|
| 1 |
| 2 |

(F-24)

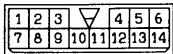
| |
|---|
| 1 |
|---|

(F-25)

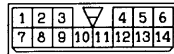
| |
|---|
| 1 |
|---|



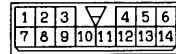
(B-48)



(B-49)



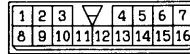
(B-69)



(B-73)



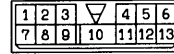
(B-75)



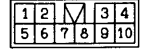
(B-76)



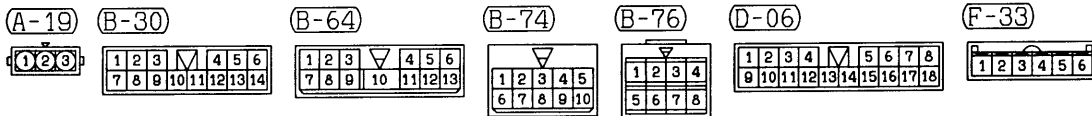
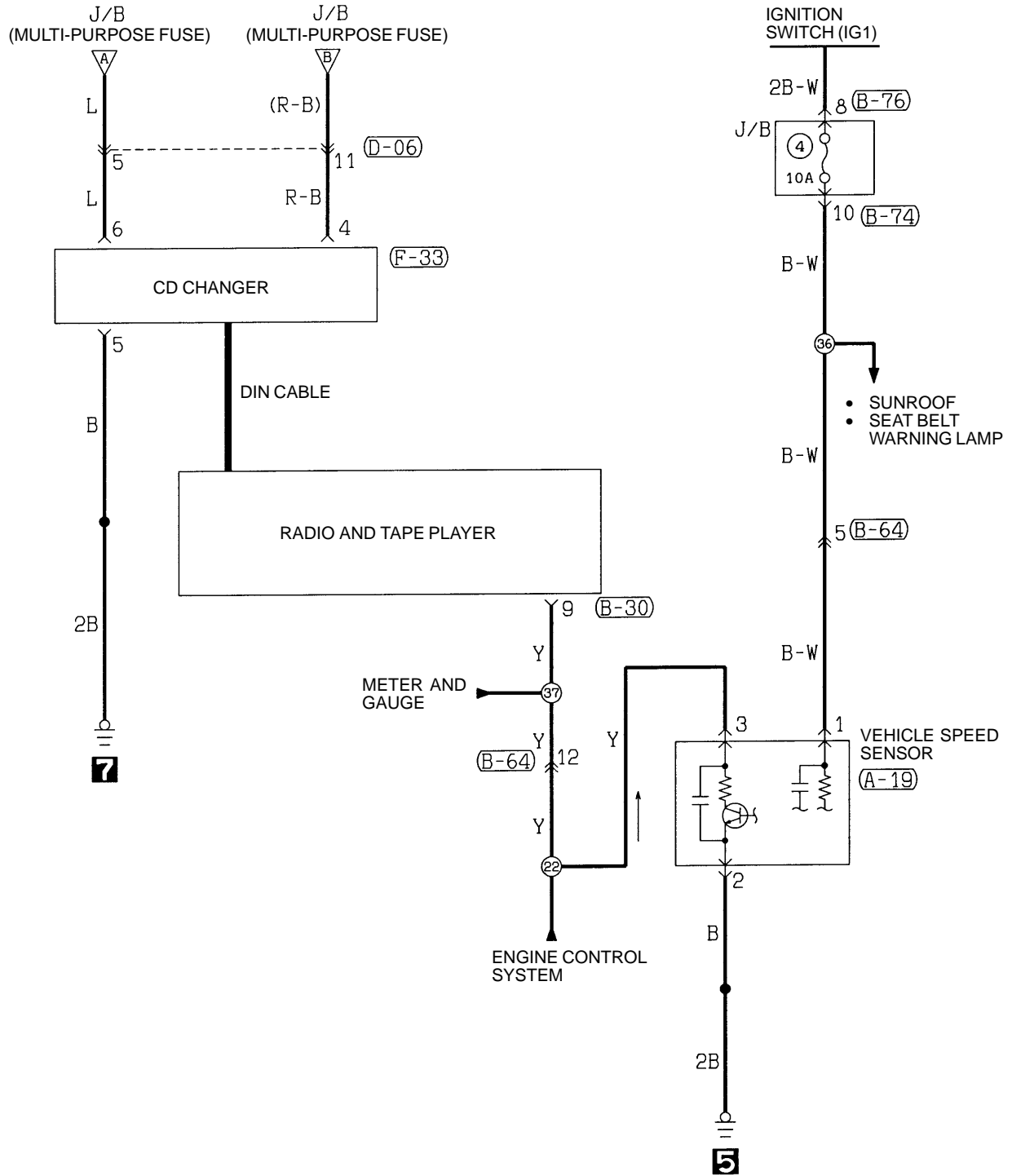
(B-80)



(B-86)

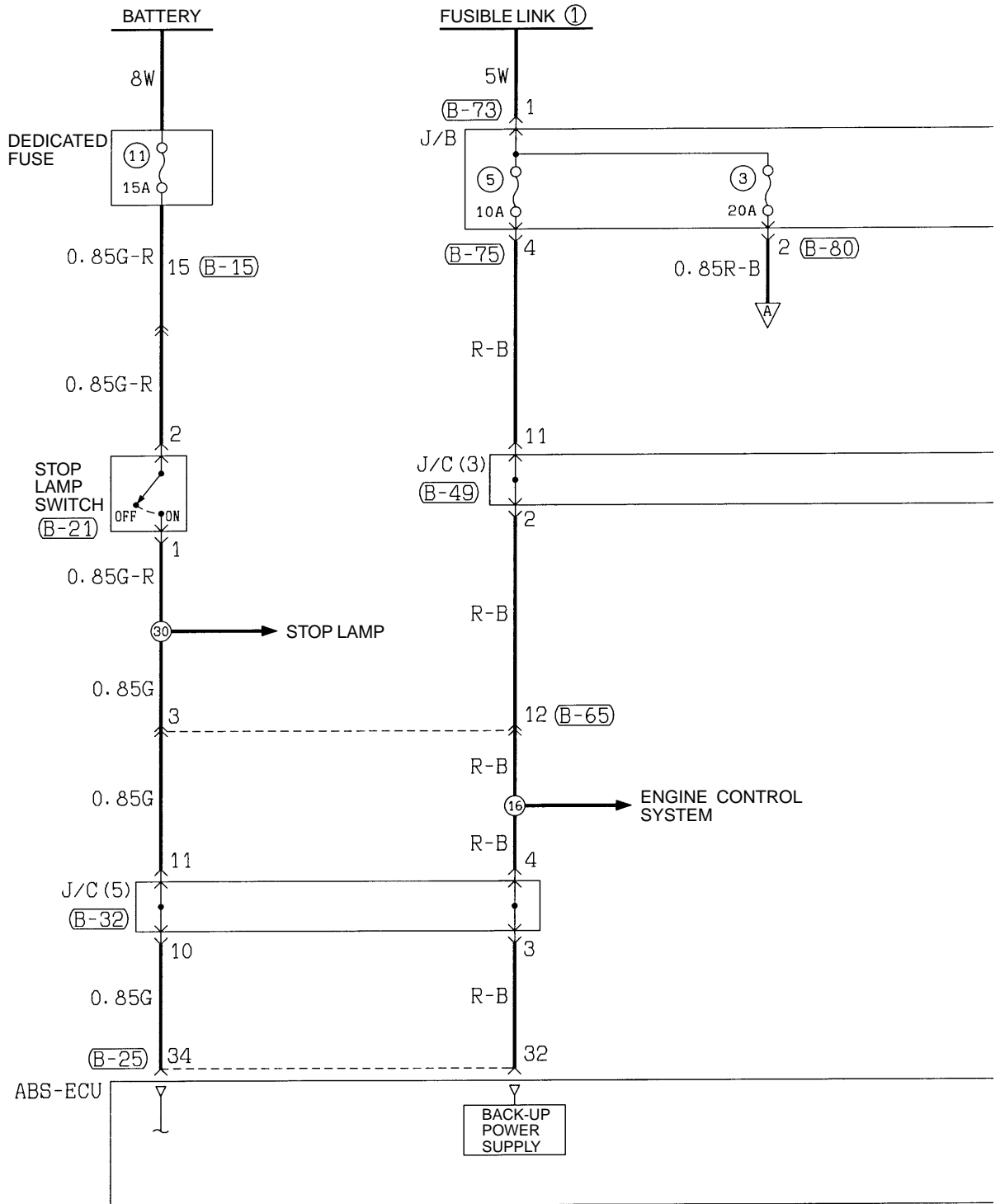


RADIO <4-SPEAKER, 6-SPEAKER> (CONTINUED)

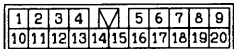


NOTES

ANTI-LOCK BRAKE SYSTEM (ABS)



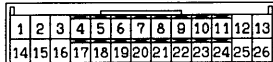
(B-15)




(B-21)



(B-24)



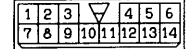
(B-25)



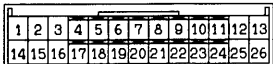
(B-32)

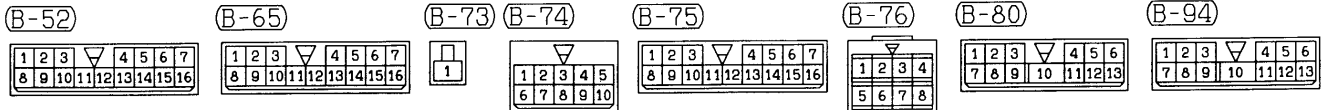
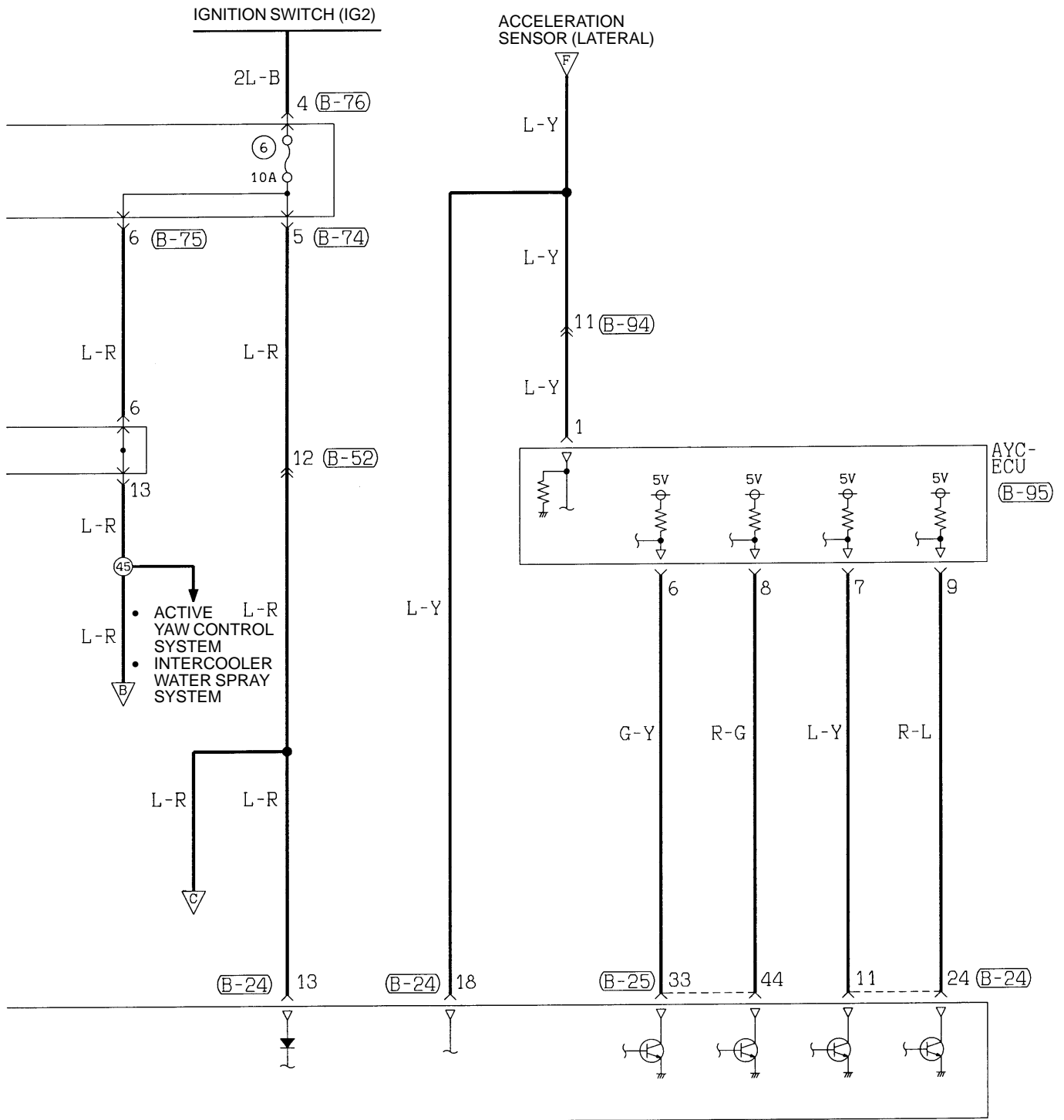


(B-49)

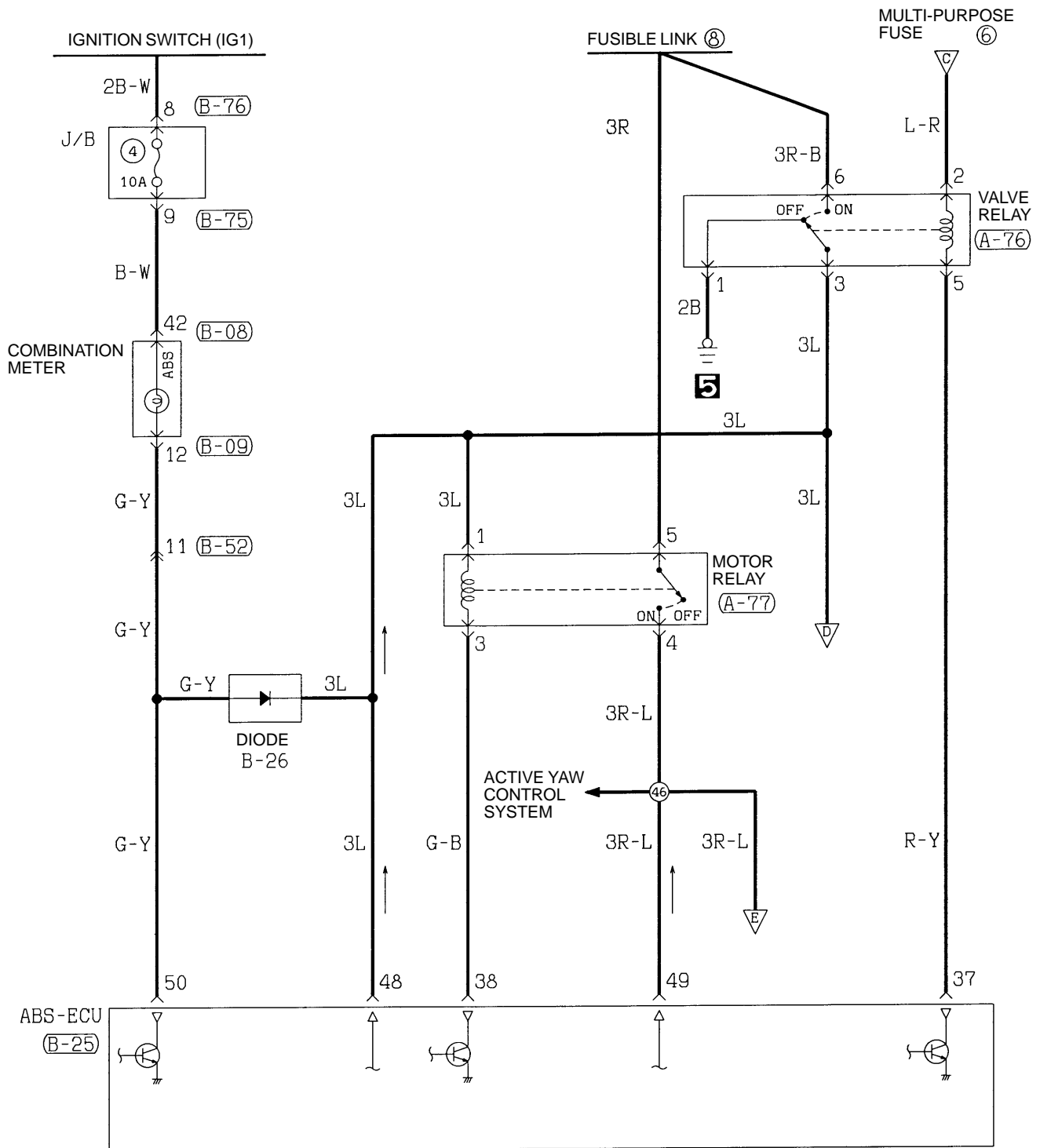


(B-95)

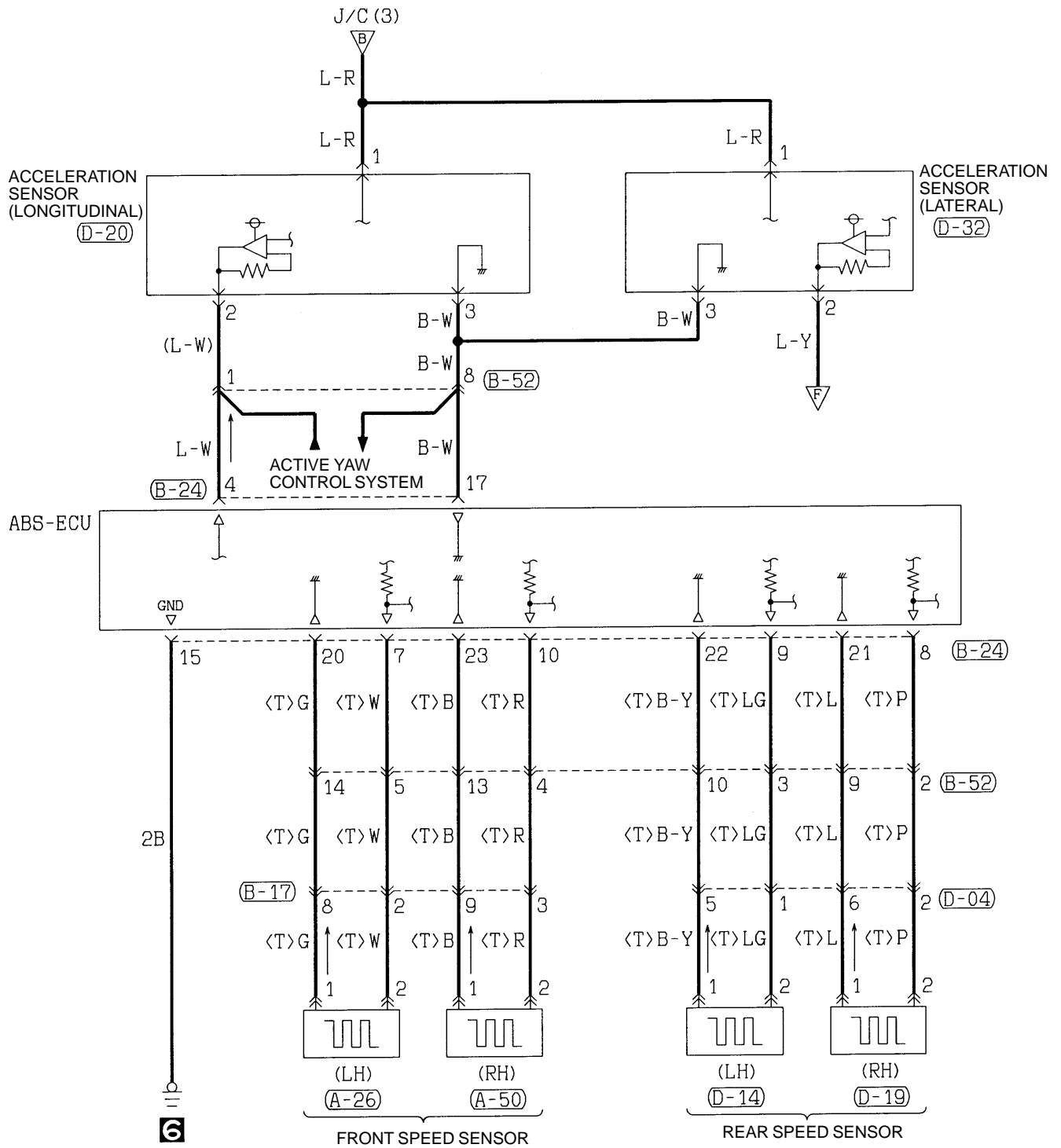




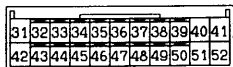
ANTI-LOCK BRAKE SYSTEM (ABS) (CONTINUED)



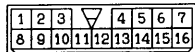
| | | | | | | | |
|--------|--------|----------------|--------------|--|----------------------------------|-------------------------------------|---|
| (A-26) | (A-50) | (A-76) | (A-77) | (B-08) | (B-09) | (B-17) | (B-24) |
| 1 2 | 1 2 | 1 2 3 4 5 6 | 1 2 3 4 5 | 31 32 33 34 35 36 37 38 39 40 41 42 43 44 45 46 47 48 49 50 51 52 53 54 55 | 1 2 3 4 5 6 7 8 9 10 11 12 13 | 1 2 3 4 5 6 7 8 9 10 11 12 13 14 | 1 2 3 4 5 6 7 8 9 10 11 12 13 14 15 16 17 18 19 20 21 22 23 24 25 26 |



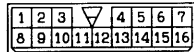
(B-25)



(B-52)



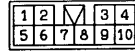
(B-75)



(B-76)



(D-04)



(D-14)



(D-19)



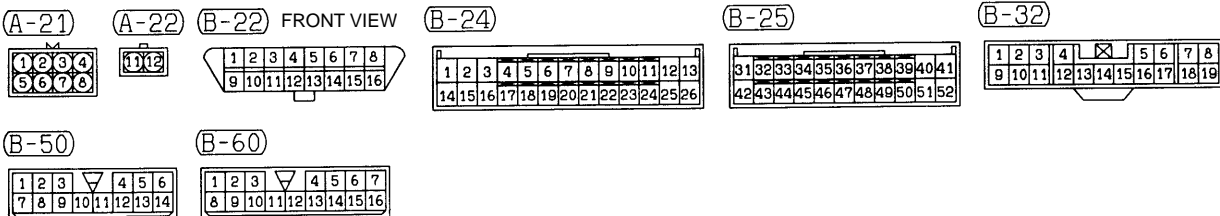
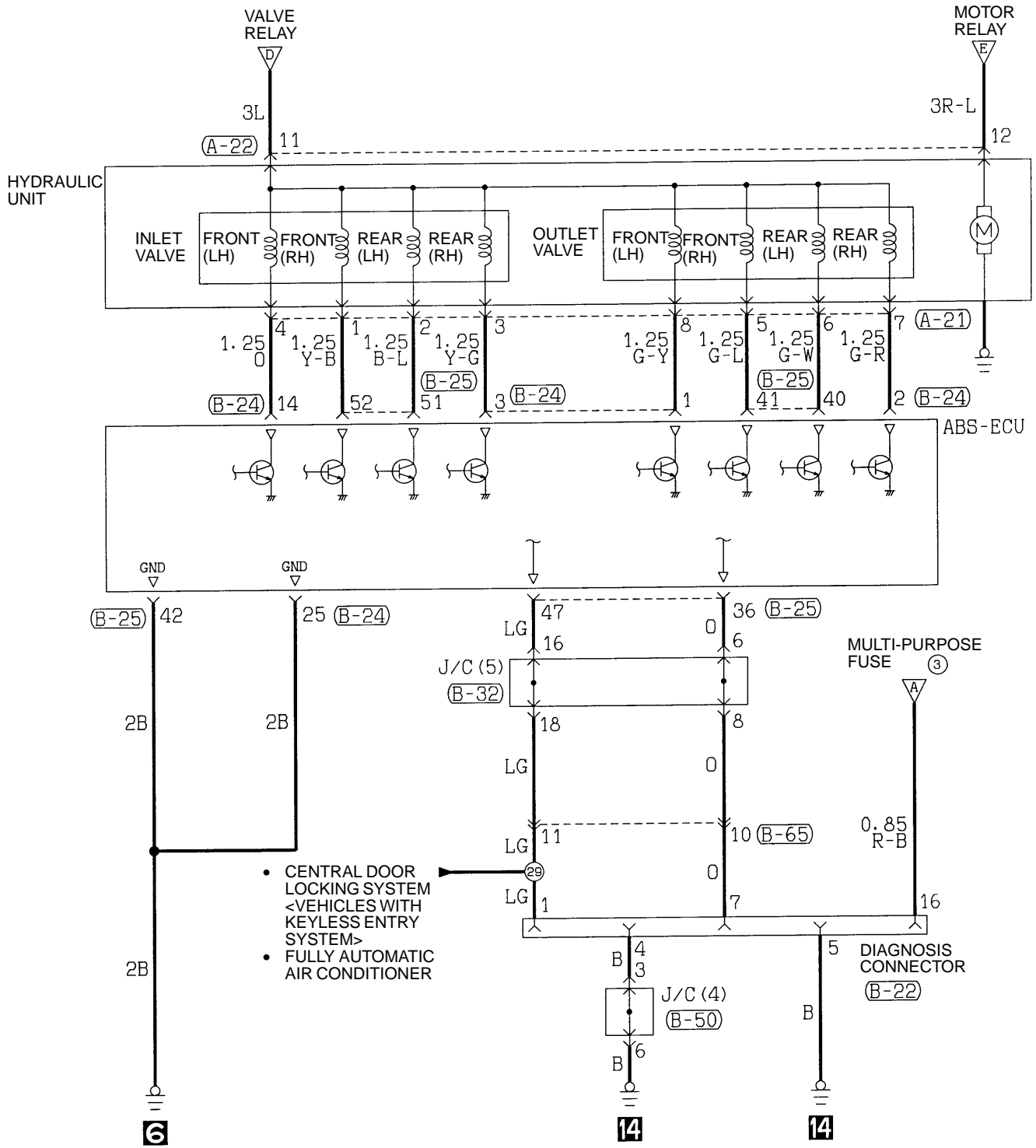
(D-20)



(D-32)

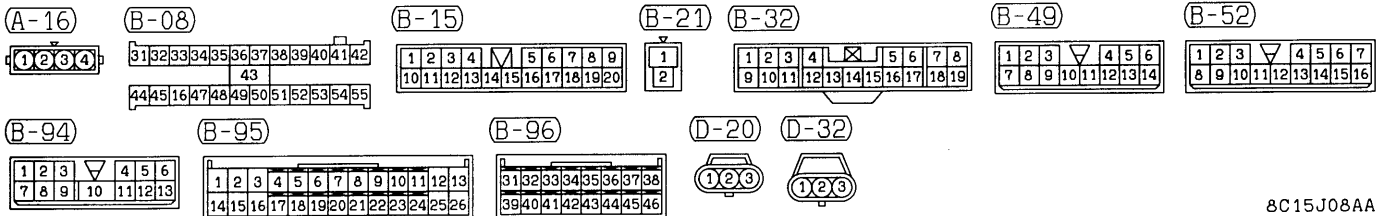
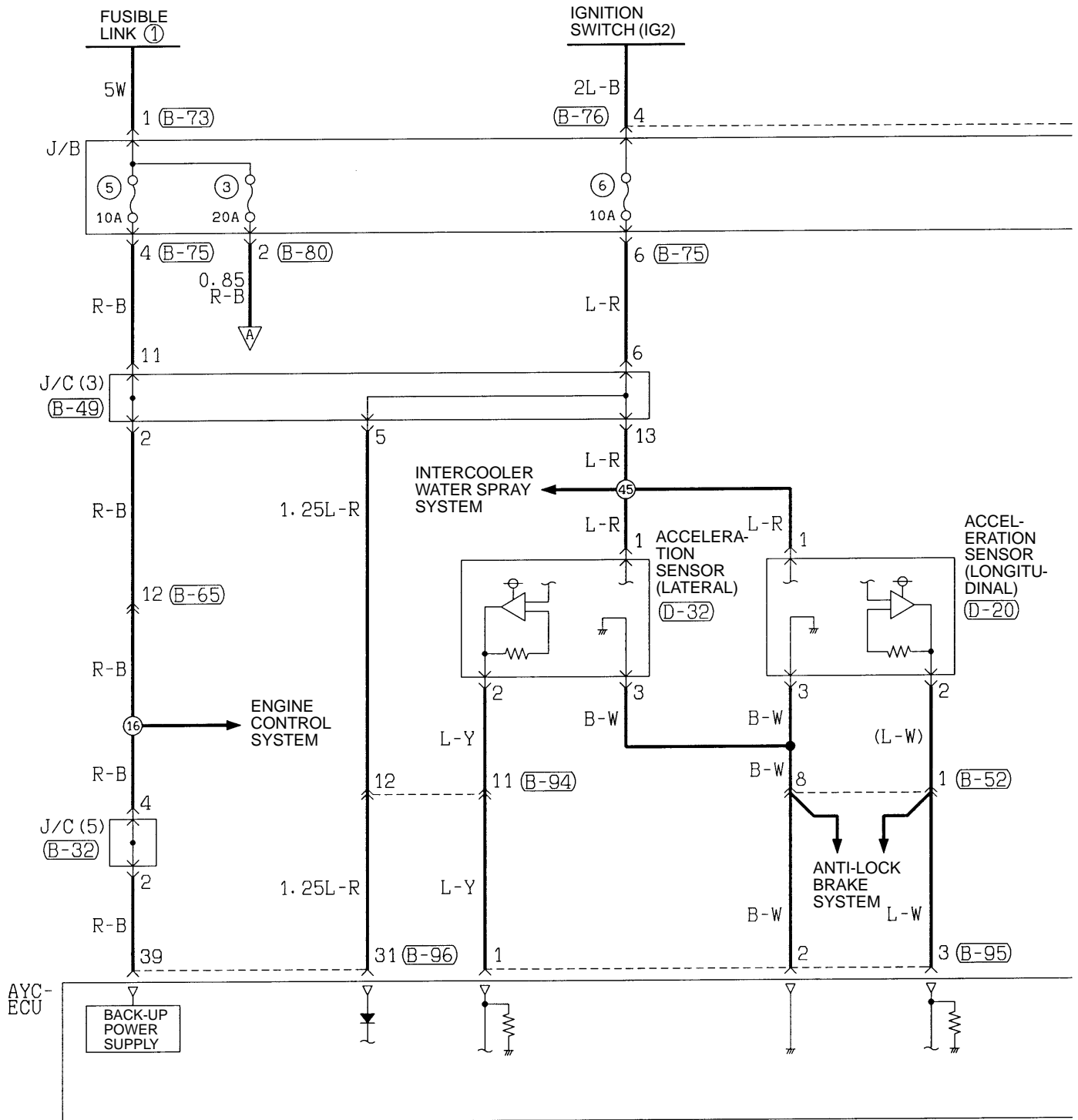


ANTI-LOCK BRAKE SYSTEM (ABS) (CONTINUED)

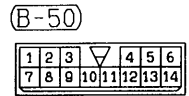
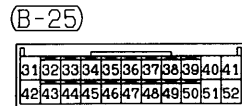
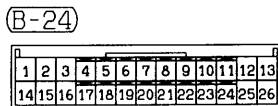
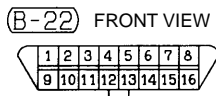
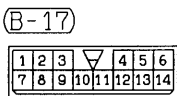
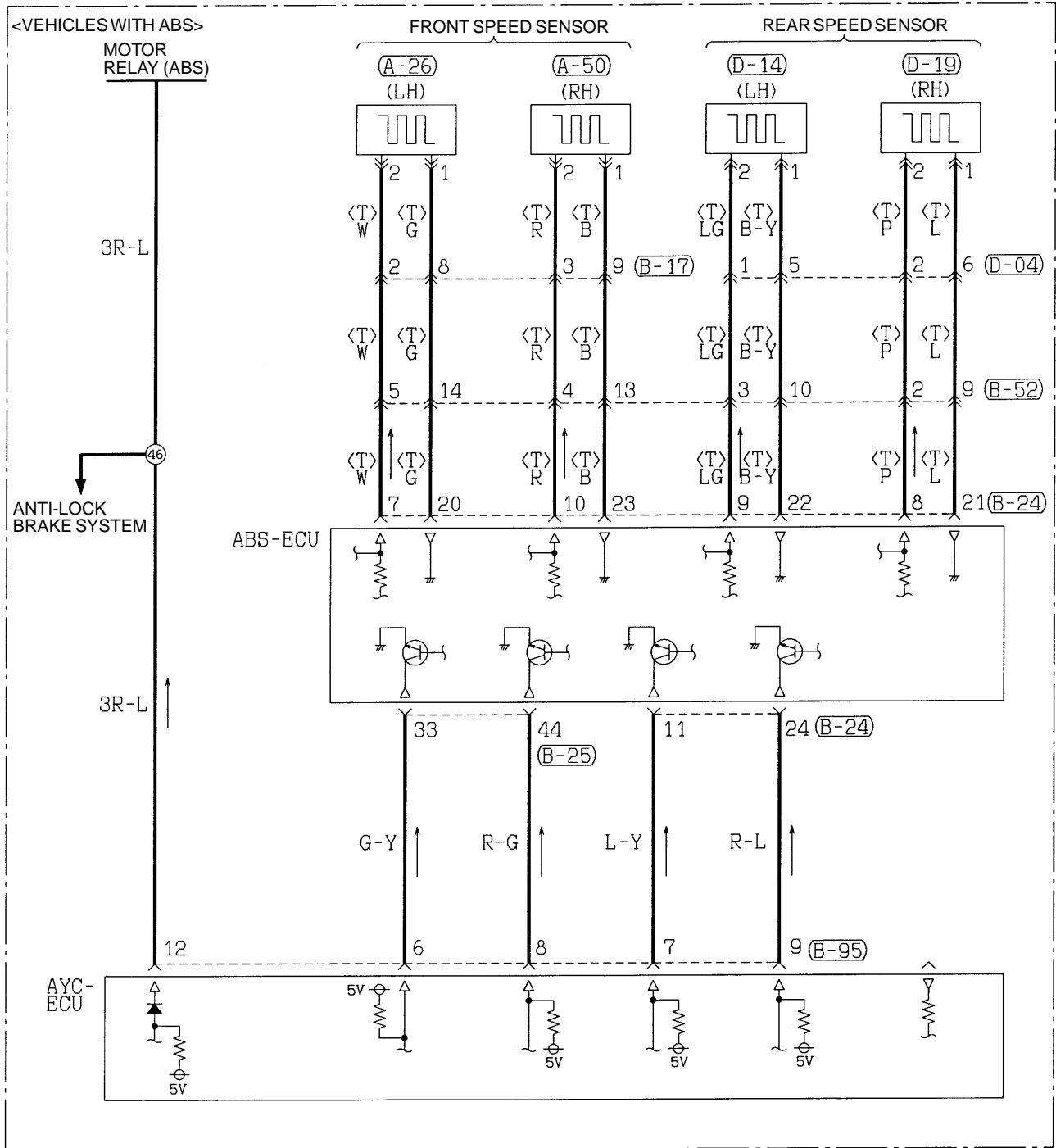


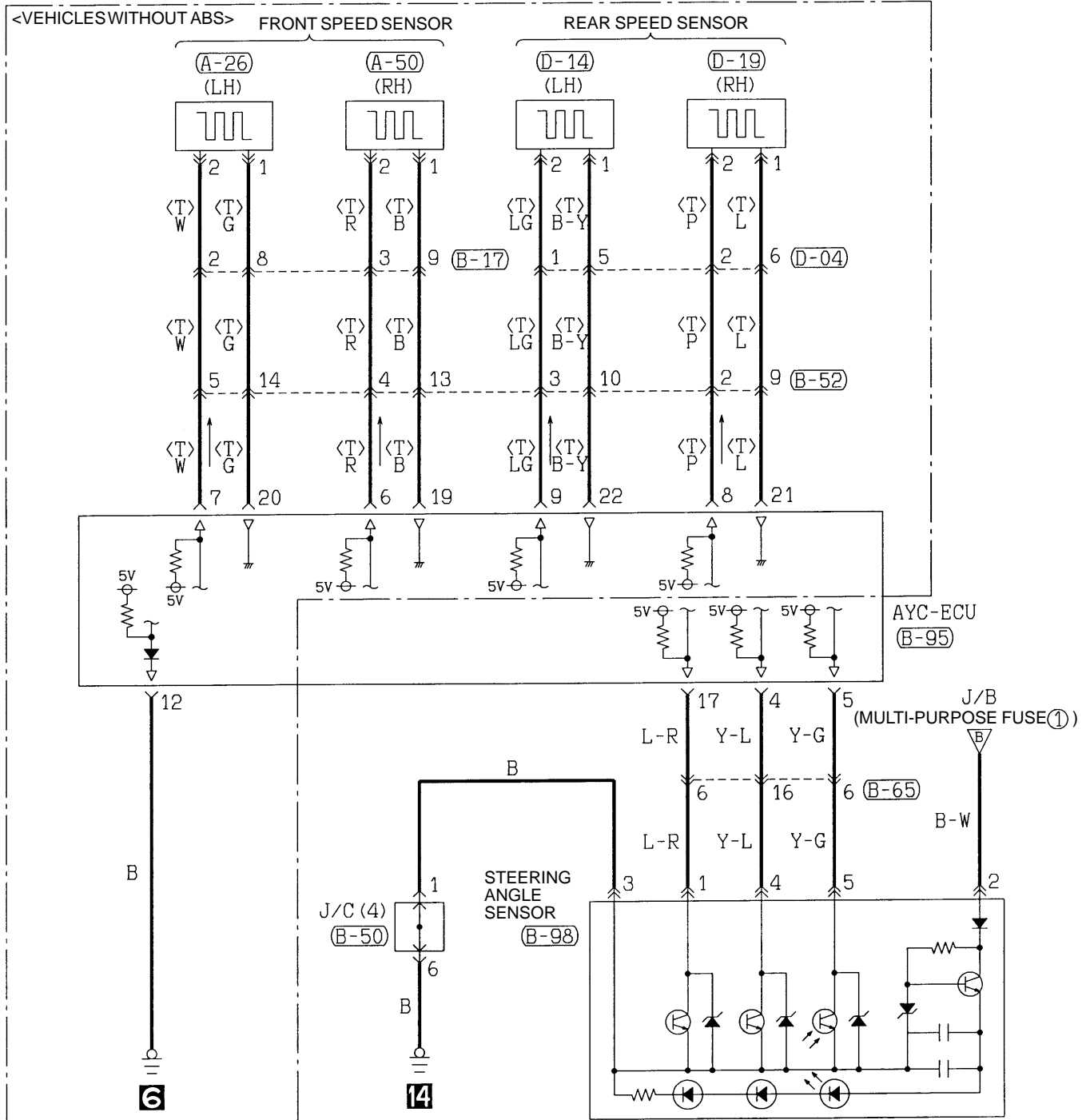
NOTES

ACTIVE YAW CONTROL SYSTEM (AYC)



ACTIVE YAW CONTROL SYSTEM (AYC) (CONTINUED)





(B-52)

| | | | | | | |
|----|----|----|----|----|----|----|
| 1 | 2 | 3 | 4 | 5 | 6 | 7 |
| 8 | 9 | 10 | 11 | 12 | 13 | 14 |
| 15 | 16 | | | | | |

(B-65)

| | | | | | | |
|----|----|----|----|----|----|----|
| 1 | 2 | 3 | 4 | 5 | 6 | 7 |
| 8 | 9 | 10 | 11 | 12 | 13 | 14 |
| 15 | 16 | | | | | |

(B-95)

| | | | | | | | | | | | | |
|----|----|----|----|----|----|----|----|----|----|----|----|----|
| 1 | 2 | 3 | 4 | 5 | 6 | 7 | 8 | 9 | 10 | 11 | 12 | 13 |
| 14 | 15 | 16 | 17 | 18 | 19 | 20 | 21 | 22 | 23 | 24 | 25 | 26 |

(B-96)

| | | | | | | | |
|----|----|----|----|----|----|----|----|
| 31 | 32 | 33 | 34 | 35 | 36 | 37 | 38 |
| 39 | 40 | 41 | 42 | 43 | 44 | 45 | 46 |

(B-98)

| | | | | |
|---|---|---|---|---|
| 1 | 2 | 3 | 4 | 5 |
|---|---|---|---|---|

(D-04)

| | | | |
|---|----|---|---|
| 1 | 2 | 3 | 4 |
| 5 | 6 | 7 | 8 |
| 9 | 10 | | |

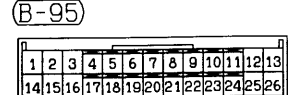
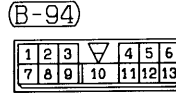
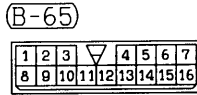
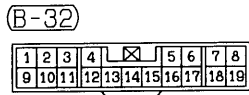
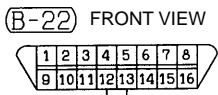
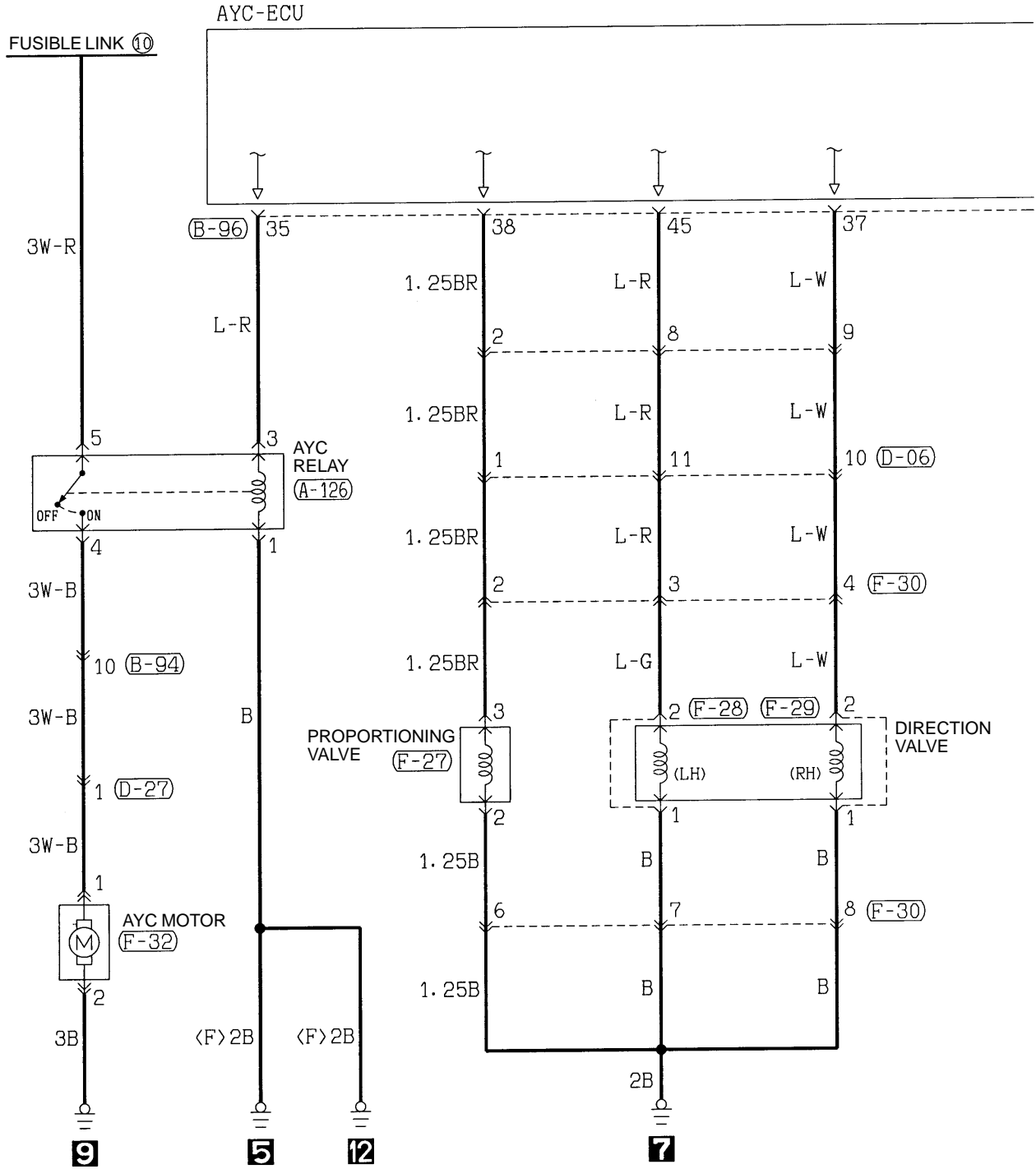
(D-14)

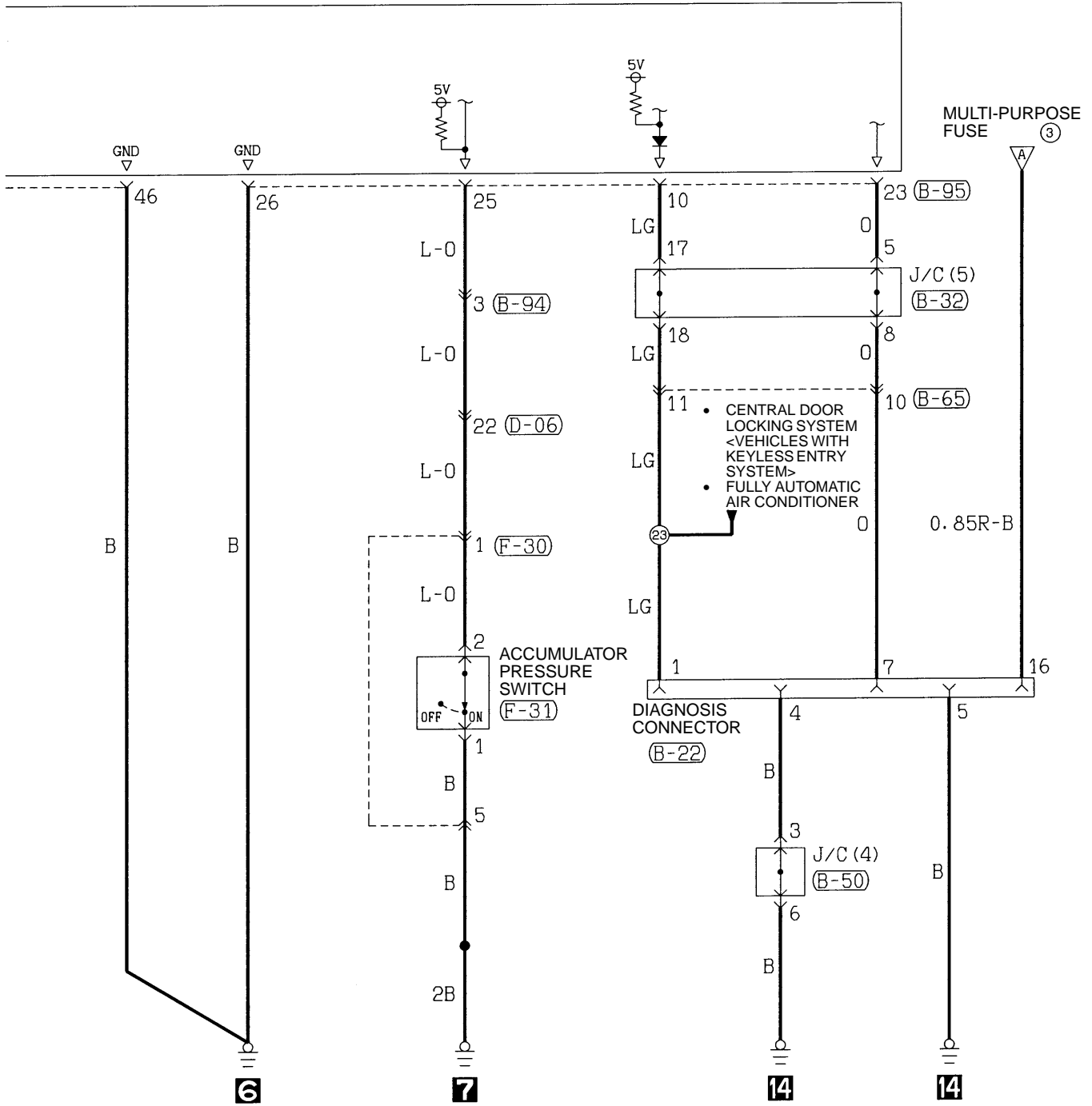
| | |
|---|---|
| 1 | 2 |
|---|---|

(D-19)

| | |
|---|---|
| 1 | 2 |
|---|---|

ACTIVE YAW CONTROL SYSTEM (AYC) (CONTINUED)

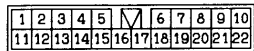




(B-96)



(D-06)



(D-27)



(F-27)



(F-28)



(F-29)



(F-30)



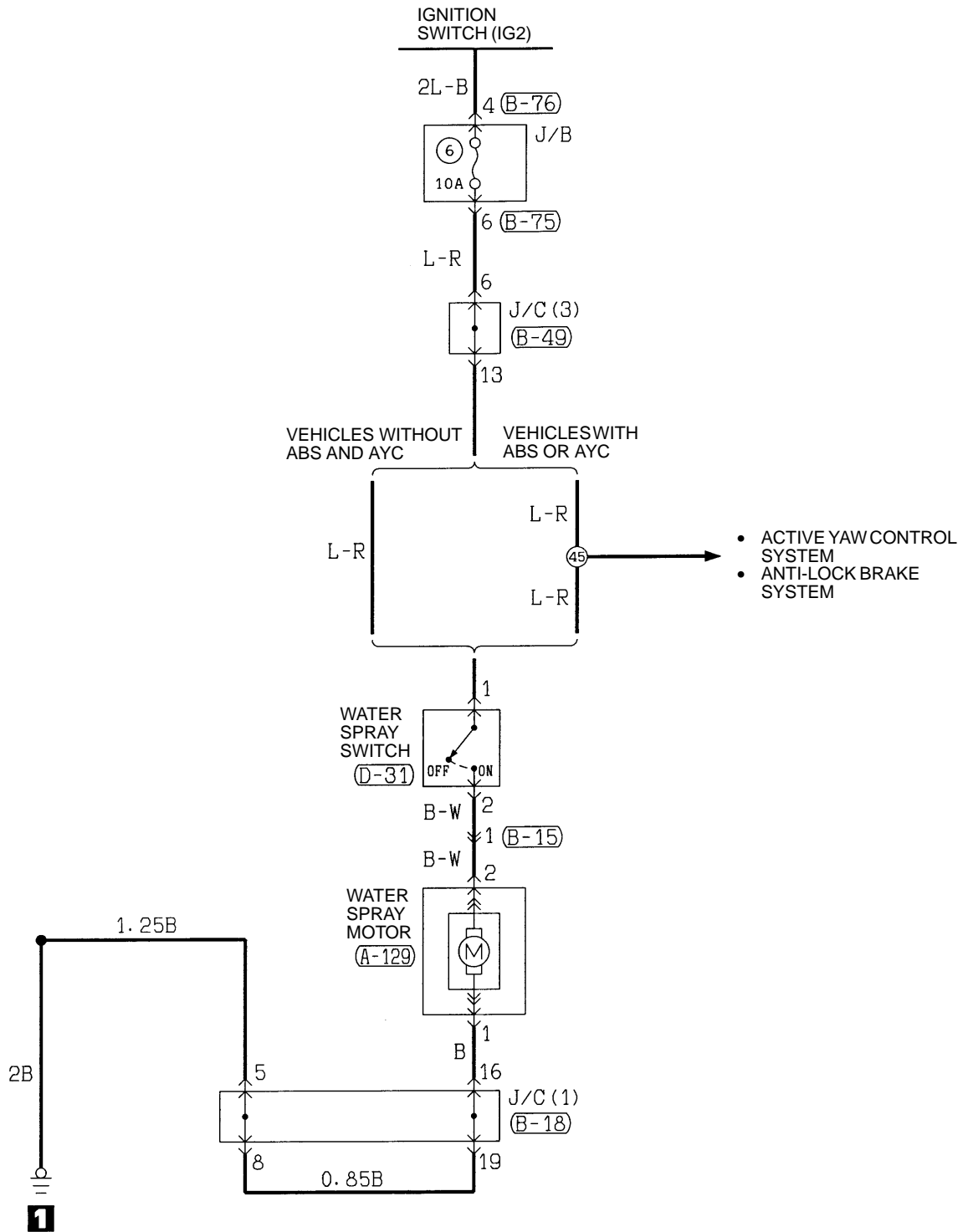
(F-31)



(F-32)



INTERCOOLER WATER SPRAY SYSTEM



- ACTIVE YAW CONTROL SYSTEM
- ANTI-LOCK BRAKE SYSTEM

